

Caddo COUNTY

2016-2017

ESTIMATE OF NEEDS
AND FINANCIAL STATEMENT OF THE
FISCAL YEAR 2015-2016

FILED
OCT 05 2016
State Auditor & Inspector

BOARD OF COUNTY COMMISSIONERS OF
THE COUNTY OF Caddo
STATE OF OKLAHOMA

Two copies of this Financial Statement and Estimate of Needs should be filed with the County Clerk not later than August 17 for all Counties. After approval by the Excise Board and the levies are made, both statements should be signed by the appropriate Board Members. One complete signed copy must be sent to the State Auditor and Inspector, 2300 N. Lincoln Blvd., State Capitol, Room 100, Oklahoma City, OK 73105. If publication may not be had by date required for filing, affidavit and proof of publication are required to be attached within five days after filing.

THE 2016-2017 ESTIMATE OF NEEDS AND FINANCIAL
STATEMENT OF THE FISCAL YEAR 2015-2016

PREPARED BY Preparer's Name

SUBMITTED TO THE Caddo COUNTY

EXCISE BOARD THIS 5 DAY OF Oct 2016



BOARD OF COUNTY COMMISSIONERS

Chairman [Signature]
Commissioner
(Budget Board) [Signature]
Treasurer [Signature]
Court Clerk [Signature]

County Clerk [Signature]
Commissioner [Signature]
Assessor [Signature]
Sheriff [Signature]

COUNTY
2016-2017
ESTIMATE OF NEEDS
AND FINANCIAL STATEMENT OF THE
FISCAL YEAR 2015-2016

BOARD OF COUNTY COMMISSIONERS OF
THE COUNTY OF CADDO
STATE OF OKLAHOMA

Two copies of this Financial Statement and Estimate of Needs should be filed with the County Clerk not later than August 17 for all Counties. After approval by the Excise Board and the levies are made, both statements should be signed by the appropriate Board Members. One complete signed copy must be sent to the State Auditor and Inspector, 2300 N. Lincoln Blvd., State Capitol, Room 100, Oklahoma City, OK 73105. If publication may not be had by date required for filing, affidavit and proof of publication are required to be attached within five days after date of filing.

THE 2016-2017 ESTIMATE OF NEEDS AND FINANCIAL
STATEMENT OF THE FISCAL YEAR 2015-2016

PREPARED BY Angel, Johnston & Blasingame, P.C.

SUBMITTED TO THE CADDO COUNTY

EXCISE BOARD THIS ____ DAY OF _____ 2016



BOARD OF COUNTY COMMISSIONERS

Chairman

Commissioner
(Budget Board:)

Treasurer

County Clerk

Commissioner

Assessor

Court Clerk

CADDO COUNTY
 2016-2017
 ESTIMATE OF NEEDS
 AND FINANCIAL STATEMENT OF THE
 FISCAL YEAR 2015-2016

INDEX

Letters and Certifications:	Page
Letter To Excise Board	1
Affidavit of Publication	2
Accountant's Letter	3
Certificate of Excise Board	Exhibit "Y" - Page 1
Exhibits:	Filed
Exhibit "A" General Fund	Yes
Exhibit "B" Building Fund	No
Exhibit "C" Co-op Fund	No
Exhibit "D" Highway Fund	Yes
Exhibit "E" Health Fund	Yes
Exhibit "F" Emergency Medical Service Fund	No
Exhibit "G" Sinking Fund	No
Exhibit "H" Industrial Development Bond Fund	No
Exhibit "I" Special Revenue Funds	Yes
Exhibit "J" Capital Project Funds	Yes
Exhibit "K" Enterprise Funds	No
Exhibit "L" Internal Service Funds	No
Exhibit "Y" Certificate of Excise Board Estimate of Needs	Yes
Exhibit "Z" Publication Sheet	Yes

CADDO COUNTY
2016-2017
ESTIMATE OF NEEDS
AND FINANCIAL STATEMENT OF THE
FISCAL YEAR 2015-2016

CADDO COUNTY, STATE OF OKLAHOMA
STATE OF OKLAHOMA, COUNTY OF CADDO, ss:

To the County Excise Board of said County and State, Greeting:-

Pursuant to the requirements of 68 O.S. 1991 Section 3002, we submit herewith for your consideration, the within statement of the fiscal condition of the County of Caddo, State of Oklahoma, for the fiscal year beginning July 1, 2015 and ending June 30, 2016, together with an itemized statement of the estimated needs thereof for the fiscal year beginning July 1, 2016 and ending June 30, 2017. The same have been prepared in conformity to Statute, in relation to which be it further noted that:

1. We, the members of the Board of County Commissioners of said County and State, do hereby certify that the statements herein submitted show the true and correct conditions of the fiscal affairs of said County for the fiscal year ending June 30, 2016, that said statements comprise a "full and accurate statement of the assessments, receipts and expenditures of the preceding year, made out in detail under separate heads" as required by 19 O.S. 1991 Section 345; that said preparation was had at an official session of said Board, begun on the first Monday in July, 2016 pursuant to the provisions of 68 O.S. 1991 Section 3002.

2. And we further certify that the estimates of the several amounts necessary for current expenses for the fiscal year beginning July 1, 2016 and ending June 30, 2017 as shown under "Schedule 8" were prepared and filed with the Board of County Commissioners as of the first Monday in July 2016, that the same have been correctly entered, and that all estimates made are entered as certified by Department Heads for the respective purposes herein set out. We further certify that the sums requested for salaries of county officers and the deputies are calculated and based upon authority of salary statutes currently effective and applicable in this county.

3. We further certify that the estimated income from sources other than ad valorem tax, shown on "Schedule 4", may reasonably be expected to be collected as a revenue during the ensuing fiscal year, and is not in excess of the 90% of the amounts collected for the same sources during the fiscal year ending June 30, 2016.



Dated at the office of the County Clerk, at Anadarko, Oklahoma, this 12 day of Sept., 2016.

[Signature]
Chairman

[Signature]
County Clerk

[Signature]
Commissioner
(Budget Board:)

[Signature]
Commissioner

Treasurer

Assessor

Court Clerk

Filed this 5th day of Oct., 2016 Secretary and Clerk of Excise Board, Caddo County, Oklahoma.



Angel, Johnston & Blasingame, P.C.
P.O. Box 706
Chickasha, OK 73023


Independent Accountant's Compilation Report

Honorable Board of County Commissioners
Caddo County, Oklahoma"

Management is responsible for the accompanying financial statements of the Caddo County, which comprise the 2015-16 financial statements as of and for the fiscal year ended June 30, 2016, 2016-17 Estimate of Needs (SA&I Form 2631R97) and publication sheet for the Caddo County, Caddo County included in the accompanying prescribed form. We have performed a compilation engagement in accordance with Statements on Standards for Accounting and Review Services promulgated by the Accounting and Review Committee of the AICPA. We did not audit or review the financial statements, Estimate of Needs and Publication Sheet included in the prescribed form, nor were we required to perform any procedures to verify the accuracy or completeness of the information provided by management. Accordingly, we do not express an opinion, a conclusion, nor provide any assurance on the financial statements, Estimate of Needs and

These financial statements, estimate of needs and publication sheet included in the accompanying prescribed forms are presented in accordance with the requirements of the Office of the Oklahoma State Auditor and Inspector per 68 OS § 3003.B and by 63 OS § 1-218 as defined by rules promulgated by 63 OS § 1-226 and 68 OS 3009-3011 and are not intended to be a complete presentation of the assets and liabilities of the Caddo County.

This report is intended solely for the information and use of the management of the Caddo County, the Caddo County Excise Board, management of Caddo County, and for filing with the State Auditor and Inspector and is not intended to be and should not be used by anyone other than these specified parties.


Angel, Johnston & Blasingame, P.C.
Date 9-2-16

AFFIDAVIT OF PUBLICATION

STATE OF OKLAHOMA, COUNTY OF CADDO


Personally appeared before me, the undersigned Notary Public, Patrice Dolch County Clerk of the County and State aforesaid, who being first duly sworn according to law, deposes and says: That he/she complied with the law by having the financial statement for the fiscal year ending June 30, 2016, and the estimated needs and the estimated income from sources other than ad valorem taxes, for the fiscal year beginning July 1, 2016 and ending June 30, 2017 published in one issue of the Anadarko Daily News a legally-qualified newspaper published - of general circulation, in said county (strike inapplicable phrase) a copy of which together with proof of publication is herewith attached marked Exhibit "Z" and made a part of hereof.

Patrice Dolch
County Clerk

Subscribed and sworn to before me this 10th day of September, 2016.

Keneisha Willhote
Notary Public

3/25/19
My Commission Expires



September 14, 2016

PUBLICATION SHEET - CADDO COUNTY, OKLAHOMA
 FINANCIAL STATEMENT OF THE VARIOUS FUNDS FOR THE FISCAL YEAR
 ENDING JUNE 30, 2016, AND ESTIMATE OF NEEDS FOR THE FISCAL YEAR
 ENDING JUNE 30, 2017, OF THE GOVERNING BOARD OF
 CADDO COUNTY, OKLAHOMA

STATEMENT OF FINANCIAL CONDITION AS OF JUNE 30, 2016	GENERAL FUND Detail	HEALTH FUND Detail
ASSETS:		
Cash Balance June 30, 2016	\$1,023,196.23	\$312,142.83
TOTAL ASSETS	\$1,023,196.23	\$312,142.83
LIABILITIES AND RESERVES:		
Warrants Outstanding	\$44,023.64	\$294.21
Reserves From Schedule 8	\$8,974.33	\$21,439.74
TOTAL LIABILITIES AND RESERVES	\$52,997.97	\$21,733.95
CASH FUND BALANCE (Deficit) JUNE 30, 2016	\$970,198.26	\$290,408.88

ESTIMATED NEEDS FOR FISCAL YEAR ENDING JUNE 30, 2016	
GENERAL FUND	GENERAL FUND
Current Expense	\$2,801,294.44
Total Required	\$2,801,294.44
FINANCED	
Cash Fund Balance	\$970,198.26
Estimated Miscellaneous Revenue	\$242,665.03
Total Deductions	\$1,212,863.29
Balance to Raise from Ad Valorem Tax	\$1,588,431.15
ESTIMATED MISCELLANEOUS REVENUE:	
1000 Charges for Services	\$100,000.00
2000 Local Sources of Revenue	\$142,665.03
Total Estimated Revenue	\$242,665.83

HEALTH FUND	
Current Expense	\$448,631.52
Total Required	\$448,631.52
FINANCED:	
Cash Fund Balance	\$290,408.88
Total Deductions	\$290,408.88
Balance to Raise from Ad Valorem Tax and Co-Op Fund Balance	\$158,222.64

CERTIFICATE - GOVERNING BOARD

STATE OF OKLAHOMA, COUNTY OF CADDO, ss:

We, the undersigned duly elected, qualified Governing Officers of Caddo County Oklahoma, do hereby certify that at a meeting of the Governing Body of the said County, begun at the time provided by law for Counties and pursuant to the provisions of 68 O. S. 1991 Sec. 3002, the foregoing statement was prepared and is a true and correct condition of the Financial Affairs of said County as reflected by the records of the County Clerk and Treasurer. We further certify that the foregoing estimate for current expenses for the fiscal year beginning July 1, 2016, and ending June 30, 2017, as shown are reasonably necessary for the proper conduct of the affairs of the said County, that the Estimated Income to be derived from sources other than ad valorem taxation does not exceed the lawfully authorized ration of the revenue derived from the same sources during the preceding fiscal year.

s- Randy McLemore
 Chairman of Board
 Attest s- Patrice Dolch
 County Clerk (Seal)

s- Brent Kinder
 Commissioner

s- Benny Bowling
 Commissioner

Subscribed and sworn to before me this 12th day of Sept., 2016.
 s- Keneisha Willhoite Notary Public #15002775 EXP. 03/25/19

AFFIDAVIT OF PUBLICATION

STATE OF OKLAHOMA,
 COUNTY OF CADDO, ss.

I, the undersigned, being of lawful age, being duly sworn and authorized, says that I am a duly authorized agent of *The Anadarko Daily News*, a daily newspaper printed in the English language, in the city of Anadarko, Caddo County, Oklahoma, having a paid general subscription circulation in said County, with entrance into the United States mails as second class matter in Caddo County, and published and printed in said County where delivered to the United States mail, that said newspaper has been continuously and uninterruptedly published in said County during a period of one hundred four (104) consecutive weeks immediately prior to the first publication of the attached notice, advertisement or publication; and that said newspaper comes within the requirements of Title 25, Oklahoma Statute 108 effective November 1, 1983, and complies with all other requirements of the laws of Oklahoma with reference to legal publication.

That said notice, a true copy of which is attached hereto, was published in the regular edition of said newspaper during the period and time of publication and not in a supplement, on the following dates:

September 14, 2016


By: Carla McBride

Subscribed and sworn before me this 14th day of September, 2016.

Carla McBride Alexander

Notary Public

My commission expires: May 26, 2019
 My commission number: 03007596



Publishing Fee: \$190.40

DEPARTMENTS OF GOVERNMENT APPROPRIATED ACCOUNTS		Governmental Budget Accounts FISCAL YEAR 2016-2017	
	NEEDS AS REQUESTED BY GOVERNING BOARD	APPROVED BY COUNTY EXCISE BOARD	
04 COUNTY SHERIFF:			
04a Personal Services	\$611,665.85	\$611,665.85	
04c Travel	\$9,000.00	\$9,000.00	
04d Maintenance and Operation	\$50,000.00	\$50,000.00	
04e Capital Outlay	\$1.00	\$1.00	
04i Other -	\$34,822.04	\$34,822.04	
04 Total	\$705,488.89	\$705,488.89	
06 COUNTY TREASURER:			
06a Personal Services	\$229,172.26	\$229,172.26	
06d Maintenance and Operation	\$3,999.00	\$3,999.00	
06e Capital Outlay	\$1.00	\$1.00	
06 Total	\$233,172.26	\$233,172.26	
10 COUNTY CLERK:			
10a Personal Services	\$192,300.68	\$192,300.68	
10b Part Time Help	\$1.00	\$1.00	
10c Travel	\$750.00	\$750.00	
10d Maintenance and Operation	\$24,244.94	\$24,244.94	
103 Capital Outlay	\$1.00	\$1.00	
10 Total	\$217,297.62	\$217,297.62	
14 COURT CLERK:			
14a Personal Services	\$271,444.58	\$271,444.58	
14b Part Time Help	\$1,500.00	\$1,500.00	
14c Travel	\$750.00	\$750.00	
14e Capital Outlay	\$1.00	\$1.00	
14 Total	\$273,695.58	\$273,695.58	
16 COUNTY ASSESSOR:			
16a Personal Services	\$200,073.98	\$200,073.98	
16b Part Time Help	\$400.00	\$400.00	
16c Travel	\$1,500.00	\$1,500.00	
16d Maintenance and Operation	\$10,848.44	\$10,848.44	
16e Capital Outlay	\$1,500.00	\$1,500.00	
16 Total	\$214,322.42	\$214,322.42	
17 REVALUATION OF REAL PROPERTY:			
17a Personal Services	\$219,269.52	\$219,269.52	
17b Part Time Help	\$3,500.00	\$3,500.00	
17c Travel	\$20,000.00	\$20,000.00	
17d Maintenance and Operation	\$22,154.57	\$22,154.57	
17e Capital Outlay	\$2,000.00	\$2,000.00	
17g Other	\$38,500.00	\$38,500.00	
17 Total	\$305,424.09	\$305,424.09	
18 JUVENILE SHELTER BUREAU:			
18a Personal Services	\$52,447.37	\$52,447.37	
18g Other -	\$28,713.70	\$28,713.70	
18 Total	\$81,161.07	\$81,161.07	
20 GENERAL GOVERNMENT:			
20d Maintenance and Operation	\$50,000.00	\$50,000.00	
20e Capital Outlay	\$1.00	\$1.00	
20f Intergovernmental	\$10,800.00	\$10,800.00	
20g Other -	\$32,918.76	\$32,918.76	
20 Total	\$93,719.76	\$93,719.76	
21 EXCISE EQUALIZATION BOARD:			
21a Personal Services	\$1,860.06	\$1,860.06	
21c Travel	\$850.86	\$850.86	
21 Total	\$2,710.92	\$2,710.92	
22 COUNTY ELECTION EXPENSE:			
22a Personal Services	\$75,774.64	\$75,774.64	
22b Part Time Help	\$3,000.00	\$3,000.00	
22c Travel	\$2,500.00	\$2,500.00	
22d Maintenance and Operation	\$12,000.00	\$12,000.00	
22e Capital Outlay	\$3,000.00	\$3,000.00	
22 Total	\$96,274.64	\$96,274.64	
60 SHERIFF'S DETENTION CENTER			
60a Personal Services	\$1.00	\$1.00	
60d Maintenance and Operation	\$560,961.99	\$560,961.99	
60e Capital Outlay	\$1.00	\$1.00	
60 Total	\$560,963.99	\$560,963.99	
82 COUNTY AUDIT BUDGET ACCOUNT:			
82a Salaries and Expense of Audit and Report	\$17,063.20	\$17,063.20	
82 Total	\$17,063.20	\$17,063.20	
TOTAL GENERAL FUND ACCOUNT	\$2,801,294.44	\$2,801,294.44	
GRAND TOTAL GENERAL FUND	\$2,801,294.44	\$2,801,294.44	

GENERAL FUND ACCOUNTS COVERING THE PERIOD JULY 1, 2015, to JUNE 30, 2016
ESTIMATE OF NEEDS FOR 2016-2017

EXHIBIT "A"

PAGE 1

Schedule 1, Current Balance Sheet - June 30, 2016		Amount
ASSETS:		
Cash Balance June 30, 2016		\$ 1,023,196.23
Investments		\$ -
TOTAL ASSETS		\$ 1,023,196.23
LIABILITIES AND RESERVES:		
Warrants Outstanding		\$ 44,023.64
Reserve for Interest on Warrants		\$ -
Reserves From Schedule 8		\$ 8,974.33
TOTAL LIABILITIES AND RESERVES		\$ 52,997.97
CASH FUND BALANCE JUNE 30, 2016		\$ 970,198.26
TOTAL LIABILITIES, RESERVES AND CASH FUND BALANCE		\$ 1,023,196.23

Schedule 2, Revenue and Requirements - 2016-2017		
	Detail	Total
REVENUE:		
Cash Balance June 30, 2015	\$ 1,141,420.01	
Cash Fund Balance Transferred From Prior Years	\$ 39,559.26	
Current Ad Valorem Tax Apportioned	\$ 1,497,881.31	
Miscellaneous Revenue Apportioned	\$ 1,224,058.03	
TOTAL REVENUE		\$ 3,902,918.61
REQUIREMENTS:		
Claims Paid by Warrants Issued	\$ 2,923,746.02	
Reserves From Schedule 8	\$ 8,974.33	
Interest Paid on Warrants	\$ -	
Reserve for Interest on Warrants	\$ -	
TOTAL REQUIREMENTS		\$ 2,932,720.35
ADD: CASH FUND BALANCE AS PER BALANCE SHEET 6-30-2016		\$ 970,198.26
TOTAL REQUIREMENTS AND CASH FUND BALANCE		\$ 3,902,918.61

Schedule 3, Cash Fund Balance Analysis - June 30, 2016		Amount
ADDITIONS:		
Miscellaneous Revenue Collected in Excess of Estimates-Net		\$ 1,224,058.03
Warrants Estopped, Cancelled or Converted		\$ -
Fiscal Year 2015-2016 Lapsed Appropriations		\$ 71,967.42
Fiscal Year 2014-2015 Lapsed Appropriations		\$ 7,769.15
Ad Valorem Tax Collections in Excess of Estimate		\$ -
Prior Years Ad Valorem Tax		\$ 31,790.11
TOTAL ADDITIONS		\$ 1,335,584.71
DEDUCTIONS:		
Supplemental Appropriations		\$ 5,234.57
Current Tax in Process of Collection		\$ 170,827.58
TOTAL DEDUCTIONS		\$ 176,062.15
Cash Fund Balance as per Balance Sheet 6-30-2016		\$ 970,198.26
Composition of Cash Fund Balance:		
Cash		\$ 970,198.26
Cash Fund Balance as per Balance Sheet 6-30-2016		\$ 970,198.26

GENERAL FUND ACCOUNTS COVERING THE PERIOD JULY 1, 2015, to JUNE 30, 2016
ESTIMATE OF NEEDS FOR 2016-2017

EXHIBIT "A"

2a

Schedule 4, Miscellaneous Revenue		
SOURCE	2015-2016 ACCOUNT	
	AMOUNT ESTIMATED	ACTUALLY COLLECTED
1000 CHARGES FOR SERVICES		
1111 County Clerk Fees	\$ -	\$ 125,188.97
1112 Sheriff Fees	\$ -	\$ -
1113 County Treasurer Fees	\$ -	\$ -
1114 Court Clerk Costs and Fees	\$ -	\$ -
1115 District Attorney Fees	\$ -	\$ -
1116 County Engineer Fees (Ref. Plannning Commission)	\$ -	\$ -
1117 County Health Fees	\$ -	\$ -
1118 Other-	\$ -	\$ -
1119 Other-	\$ -	\$ -
1120 Other-	\$ -	\$ -
Total Charges For Services	\$ -	\$ 125,188.97
INTERGOVERNMENTAL REVENUES		
2000 INTERGOVERNMENTAL REVENUES - LOCAL SOURCES:		
2111 Court Fund Fees	\$ -	\$ -
2112 Housing Authority Payments in Lieu of Tax Revenue	\$ -	\$ -
2113 Revaluation of Real Property Reimbursements	\$ -	\$ -
2114 Visual Inspection	\$ -	\$ 270,373.87
2115 M & M Lien Fees	\$ -	\$ -
2116 Assignment Fees	\$ -	\$ -
2117 School Deputy Reimbursement	\$ -	\$ -
2118 O.S.U Extension Reimbursement	\$ -	\$ -
2119 County Library Fines	\$ -	\$ -
2120 Public Health Contributions	\$ -	\$ -
2121 Highway Budget Account Miscellaneous	\$ -	\$ -
2122 Other -	\$ -	\$ -
2123 Other -	\$ -	\$ -
2124 Other -	\$ -	\$ -
Total - Local Sources	\$ -	\$ 270,373.87
3000 INTERGOVERNMENTAL REVENUES - STATE SOURCES:		
3111 County Sales Tax - OTC	\$ -	\$ 315,473.10
3112 Motor Vehicle Collections for Counties - OTC Code 0815	\$ -	\$ 55,298.21
3113 Boat & Motor License - OTC Code 6415	\$ -	\$ -
3114 Vehicle Registration (Title Fees) - OTC Code 6815	\$ -	\$ -
3115 Aircraft License and Registration - OTC Code 6615	\$ -	\$ -
3116 Motor Vehicle Stamps - OTC	\$ -	\$ -
3117 Other - OTC Cigarette Tax	\$ -	\$ 34,925.88
3118 Other - OTC	\$ -	\$ -
3119 Other - OTC	\$ -	\$ -
Sub-Total - OTC	\$ -	\$ 405,697.19
3211 Fish and Game Fines	\$ -	\$ -
3212 State Election Reimbursement	\$ -	\$ 31,735.32
3213 State Payments in Lieu of Tax Revenue	\$ -	\$ 289,713.40
3214 Homestead Exemption Reimbursement	\$ -	\$ -
3215 Additional Homestead Exemption Reimbursement	\$ -	\$ -
3216 Transportation of Juveniles	\$ -	\$ -
3217 Documentary Stamps	\$ -	\$ -
3218 Farm Implement Tax Stamps	\$ -	\$ -
3219 State Grants	\$ -	\$ -

Continued on page 2b

#####

GENERAL FUND ACCOUNTS COVERING THE PERIOD JULY 1, 2015, to JUNE 30, 2016
ESTIMATE OF NEEDS FOR 2016-2017

2015-2016 ACCOUNT	BASIS AND LIMIT OF ENSUING ESTIMATE	2016-2017 ACCOUNT		
OVER (UNDER)		CHARGEABLE INCOME	ESTIMATED BY GOVERNING BOARD	APPROVED BY EXCISE BOARD
\$ 125,188.97	79.88%	\$ -	\$ 100,000.00	\$ 100,000.00
\$ -	90.00%	\$ -	\$ -	\$ -
\$ -	90.00%	\$ -	\$ -	\$ -
\$ -	90.00%	\$ -	\$ -	\$ -
\$ -	90.00%	\$ -	\$ -	\$ -
\$ -	90.00%	\$ -	\$ -	\$ -
\$ -	90.00%	\$ -	\$ -	\$ -
\$ -	90.00%	\$ -	\$ -	\$ -
\$ -	90.00%	\$ -	\$ -	\$ -
\$ -	90.00%	\$ -	\$ -	\$ -
\$ -	90.00%	\$ -	\$ -	\$ -
\$ 125,188.97		\$ -	\$ 100,000.00	\$ 100,000.00
\$ -	90.00%	\$ -	\$ -	\$ -
\$ -	90.00%	\$ -	\$ -	\$ -
\$ -	90.00%	\$ -	\$ -	\$ -
\$ 270,373.87	52.77%	\$ -	\$ 142,665.03	\$ 142,665.03
\$ -	90.00%	\$ -	\$ -	\$ -
\$ -	90.00%	\$ -	\$ -	\$ -
\$ -	90.00%	\$ -	\$ -	\$ -
\$ -	90.00%	\$ -	\$ -	\$ -
\$ -	90.00%	\$ -	\$ -	\$ -
\$ -	90.00%	\$ -	\$ -	\$ -
\$ -	90.00%	\$ -	\$ -	\$ -
\$ -	90.00%	\$ -	\$ -	\$ -
\$ -	90.00%	\$ -	\$ -	\$ -
\$ 270,373.87		\$ -	\$ 142,665.03	\$ 142,665.03
\$ 315,473.10	0.00%	\$ -	\$ -	\$ -
\$ 55,298.21	0.00%	\$ -	\$ -	\$ -
\$ -	90.00%	\$ -	\$ -	\$ -
\$ -	90.00%	\$ -	\$ -	\$ -
\$ -	90.00%	\$ -	\$ -	\$ -
\$ -	90.00%	\$ -	\$ -	\$ -
\$ 34,925.88	0.00%	\$ -	\$ -	\$ -
\$ -	90.00%	\$ -	\$ -	\$ -
\$ -	90.00%	\$ -	\$ -	\$ -
\$ 405,697.19		\$ -	\$ -	\$ -
\$ -	90.00%	\$ -	\$ -	\$ -
\$ 31,735.32	0.00%	\$ -	\$ -	\$ -
\$ 289,713.40	0.00%	\$ -	\$ -	\$ -
\$ -	90.00%	\$ -	\$ -	\$ -
\$ -	90.00%	\$ -	\$ -	\$ -
\$ -	90.00%	\$ -	\$ -	\$ -
\$ -	90.00%	\$ -	\$ -	\$ -
\$ -	90.00%	\$ -	\$ -	\$ -
\$ -	90.00%	\$ -	\$ -	\$ -
\$ -	90.00%	\$ -	\$ -	\$ -
\$ -	90.00%	\$ -	\$ -	\$ -

GENERAL FUND ACCOUNTS COVERING THE PERIOD JULY 1, 2015, to JUNE 30, 2016
ESTIMATE OF NEEDS FOR 2016-2017

EXHIBIT "A"

2b

Schedule 4, Miscellaneous Revenue		
SOURCE	2015-2016 ACCOUNT	
	AMOUNT ESTIMATED	ACTUALLY COLLECTED
Continued from page 2a		
3220 District Attorney Reimbursement - State	\$ -	\$ -
3221 Civil Defense Reimbursement	\$ -	\$ -
3222 Emergency Management Reimbursement	\$ -	\$ -
3223 Food Stamp Reimbursement	\$ -	\$ -
3224 Tick Eradication Reimbursement	\$ -	\$ -
3225 Welfare Agencies Miscellaneous	\$ -	\$ -
3226 Other -	\$ -	\$ -
3227 Other -	\$ -	\$ -
3228 Other -	\$ -	\$ -
Total State Sources	\$ -	\$ 727,145.91
4000 INTERGOVERNMENTAL REVENUES - FEDERAL SOURCES:		
4111 Flood Control	\$ -	\$ -
4112 Federal Grants	\$ -	\$ -
4113 Federal Payments in Lieu of Tax Revenues	\$ -	\$ -
4114 Bureau of Land Management	\$ -	\$ -
4115 District Attorney Reimbursement - Federal	\$ -	\$ -
4116 J.T.P.A. Salary Reimbursement	\$ -	\$ -
4117 Other -	\$ -	\$ -
4118 Other -	\$ -	\$ -
4119 Other -	\$ -	\$ -
Total Federal Sources	\$ -	\$ -
Grand Total Intergovernmental Revenues	\$ -	\$ 997,519.78
5000 MISCELLANEOUS REVENUE:		
5111 Interest on Investments	\$ -	\$ 57,690.28
5112 Rental or Lease of County Property	\$ -	\$ -
5113 Sale of County Property	\$ -	\$ -
5114 Royalty	\$ -	\$ 2,943.03
5115 Individual Redemption	\$ -	\$ -
5116 Insurance Recoveries	\$ -	\$ -
5117 Insurance Reimbursements	\$ -	\$ -
5118 Public Finance Authority Reimbursement	\$ -	\$ -
5119 Rural Fire Runs	\$ -	\$ -
5120 Copies	\$ -	\$ -
5121 Return Check Charges	\$ -	\$ -
5122 Mowing & Trash Reimbursement	\$ -	\$ -
5123 Utility Reimbursements	\$ -	\$ -
5124 Resale Property Fund Distribution	\$ -	\$ -
5125 Estry - Sales	\$ -	\$ -
5126 Vending Machine Commissions	\$ -	\$ -
5127 Other Concessions	\$ -	\$ -
5128 Indian Deputy Salary Reimbursement	\$ -	\$ -
5129 Other -	\$ -	\$ 40,715.97
5130 Other -	\$ -	\$ -
5131 Other -	\$ -	\$ -
Total Miscellaneous Revenue	\$ -	\$ 101,349.28
6000 NON-REVENUE RECEIPTS:		
6111 Contributions from Other Funds	\$ -	\$ -
Grand Total General Fund	\$ -	\$ 1,224,058.03

GENERAL FUND ACCOUNTS COVERING THE PERIOD JULY 1, 2015, to JUNE 30, 2016
ESTIMATE OF NEEDS FOR 2016-2017

2015-2016 ACCOUNT OVER (UNDER)	BASIS AND LIMIT OF ENSUING ESTIMATE	2016-2017 ACCOUNT		
		CHARGEABLE INCOME	ESTIMATED BY GOVERNING BOARD	APPROVED BY EXCISE BOARD
\$ -	90.00%	\$ -	\$ -	\$ -
\$ -	90.00%	\$ -	\$ -	\$ -
\$ -	90.00%	\$ -	\$ -	\$ -
\$ -	90.00%	\$ -	\$ -	\$ -
\$ -	90.00%	\$ -	\$ -	\$ -
\$ -	90.00%	\$ -	\$ -	\$ -
\$ -	90.00%	\$ -	\$ -	\$ -
\$ -	90.00%	\$ -	\$ -	\$ -
\$ -	90.00%	\$ -	\$ -	\$ -
\$ -	90.00%	\$ -	\$ -	\$ -
\$ 727,145.91		\$ -	\$ -	\$ -
\$ -	90.00%	\$ -	\$ -	\$ -
\$ -	90.00%	\$ -	\$ -	\$ -
\$ -	90.00%	\$ -	\$ -	\$ -
\$ -	90.00%	\$ -	\$ -	\$ -
\$ -	90.00%	\$ -	\$ -	\$ -
\$ -	90.00%	\$ -	\$ -	\$ -
\$ -	90.00%	\$ -	\$ -	\$ -
\$ -	90.00%	\$ -	\$ -	\$ -
\$ -	90.00%	\$ -	\$ -	\$ -
\$ 997,519.78		\$ -	\$ 142,665.03	\$ 142,665.03
\$ 57,690.28	0.00%	\$ -	\$ -	\$ -
\$ -	90.00%	\$ -	\$ -	\$ -
\$ -	90.00%	\$ -	\$ -	\$ -
\$ 2,943.03	0.00%	\$ -	\$ -	\$ -
\$ -	90.00%	\$ -	\$ -	\$ -
\$ -	90.00%	\$ -	\$ -	\$ -
\$ -	90.00%	\$ -	\$ -	\$ -
\$ -	90.00%	\$ -	\$ -	\$ -
\$ -	90.00%	\$ -	\$ -	\$ -
\$ -	90.00%	\$ -	\$ -	\$ -
\$ -	90.00%	\$ -	\$ -	\$ -
\$ -	90.00%	\$ -	\$ -	\$ -
\$ -	90.00%	\$ -	\$ -	\$ -
\$ -	90.00%	\$ -	\$ -	\$ -
\$ -	90.00%	\$ -	\$ -	\$ -
\$ -	90.00%	\$ -	\$ -	\$ -
\$ -	90.00%	\$ -	\$ -	\$ -
\$ 40,715.97	0.00%	\$ -	\$ -	\$ -
\$ -	90.00%	\$ -	\$ -	\$ -
\$ -	90.00%	\$ -	\$ -	\$ -
\$ 101,349.28		\$ -	\$ -	\$ -
\$ -	90.00%	\$ -	\$ -	\$ -
\$ 1,224,058.03		\$ -	\$ 242,665.03	\$ 242,665.03

GENERAL FUND ACCOUNTS COVERING THE PERIOD JULY 1, 2015, to JUNE 30, 2016
ESTIMATE OF NEEDS FOR 2016-2017

EXHIBIT "A"

3

Schedule 5, Expenditures General Fund Cash Accounts of Current and All Prior Years	
CURRENT AND ALL PRIOR YEARS	2015-2016
Cash Balance Reported to Excise Board 6-30-2015	\$ 1,141,420.01
Cash Fund Balance Transferred Out	\$ -
Cash Fund Balance Transferred In	\$ -
Adjusted Cash Balance	\$ 1,141,420.01
Ad Valorem Tax Apportioned To Year In Caption	\$ 1,497,881.31
Miscellaneous Revenue (Schedule 4)	\$ 1,224,058.03
Cash Fund Balance Forward From Preceding Year	\$ 39,559.26
Prior Expenditures Recovered	\$ -
TOTAL RECEIPTS	\$ 2,761,498.60
TOTAL RECEIPTS AND BALANCE	\$ 3,902,918.61
Warrants of Year in Caption	\$ 2,879,722.38
Interest Paid Thereon	\$ -
TOTAL DISBURSEMENTS	\$ 2,879,722.38
CASH BALANCE JUNE 30, 2016	\$ 1,023,196.23
Reserve for Warrants Outstanding	\$ 44,023.64
Reserve for Interest on Warrants	\$ -
Reserves From Schedule 8	\$ 8,974.33
TOTAL LIABILITES AND RESERVE	\$ 52,997.97
DEFICIT: (Red Figure)	\$ -
CASH BALANCE FORWARD TO SUCCEEDING YEAR	\$ 970,198.26

Schedule 6, General Fund Warrant Account of Current and All Prior Years	
CURRENT AND ALL PRIOR YEARS	TOTAL
Warrants Outstanding 6-30-2015 of Year in Caption	\$ 55,423.96
Warrants Registered During Year	\$ 2,945,955.09
TOTAL	\$ 3,001,379.05
Warrants Paid During Year	\$ 2,957,220.53
Warrants Converted to Bonds or Judgements	\$ -
Warrants Cancelled	\$ -
Warrants Estopped by Statute	\$ -
TOTAL WARRANTS RETIRED	\$ 2,957,220.53
BALANCE WARRANTS OUTSTANDING JUNE 30, 2016	\$ 44,158.52

Schedule 7, 2015 Ad Valorem Tax Account			
2015 Net Valuation Certified To County Excise Board	179,255,838.00	10.240 Mills	Amount
Total Proceeds of Levy as Certified			\$ 1,835,579.78
Additions:			\$ -
Deductions:			\$ -
Gross Balance Tax			\$ 1,835,579.78
Less Reserve for Delinquent Tax			\$ 166,870.89
Reserve for Protest Pending			\$ -
Balance Available Tax			\$ 1,668,708.89
Deduct 2015 Tax Apportioned			\$ 1,497,881.31
Net Balance 2015 Tax in Process of Collection or			\$ 170,827.58
Excess Collections			\$ -

GENERAL FUND ACCOUNTS COVERING THE PERIOD JULY 1, 2015, to JUNE 30, 2016
ESTIMATE OF NEEDS FOR 2016-2017

Schedule 5, (Continued)						
2014-2015	2013-2014	2012-2013	2011-2012	2010-2011	2009-2010	TOTAL
\$ 85,402.18	\$ -	\$ -	\$ -	\$ -	\$ -	\$ 1,226,822.19
\$ -	\$ -	\$ -	\$ -	\$ -	\$ -	\$ -
\$ -	\$ -	\$ -	\$ -	\$ -	\$ -	\$ -
\$ 85,402.18	\$ -	\$ -	\$ -	\$ -	\$ -	\$ 1,226,822.19
\$ 31,790.11	\$ -	\$ -	\$ -	\$ -	\$ -	\$ 1,529,671.42
\$ -	\$ -	\$ -	\$ -	\$ -	\$ -	\$ 1,224,058.03
\$ -	\$ -	\$ -	\$ -	\$ -	\$ -	\$ 39,559.26
\$ -	\$ -	\$ -	\$ -	\$ -	\$ -	\$ -
\$ 31,790.11	\$ -	\$ -	\$ -	\$ -	\$ -	\$ 2,793,288.71
\$ 117,192.29	\$ -	\$ -	\$ -	\$ -	\$ -	\$ 4,020,110.90
\$ 77,498.15	\$ -	\$ -	\$ -	\$ -	\$ -	\$ 2,957,220.53
\$ -	\$ -	\$ -	\$ -	\$ -	\$ -	\$ -
\$ 77,498.15	\$ -	\$ -	\$ -	\$ -	\$ -	\$ 2,957,220.53
\$ 39,694.14	\$ -	\$ -	\$ -	\$ -	\$ -	\$ 1,062,890.37
\$ 134.88	\$ -	\$ -	\$ -	\$ -	\$ -	\$ 44,158.52
\$ -	\$ -	\$ -	\$ -	\$ -	\$ -	\$ -
\$ -	\$ -	\$ -	\$ -	\$ -	\$ -	\$ 8,974.33
\$ 134.88	\$ -	\$ -	\$ -	\$ -	\$ -	\$ 53,132.85
\$ -	\$ -	\$ -	\$ -	\$ -	\$ -	\$ -
\$ 39,559.26	\$ -	\$ -	\$ -	\$ -	\$ -	\$ 1,009,757.52

Schedule 6, (Continued)						
2015-2016	2014-2015	2013-2014	2012-2013	2011-2012	2010-2011	2009-2010
\$ -	\$ 55,423.96	\$ -	\$ -	\$ -	\$ -	\$ -
\$ 2,923,746.02	\$ 22,209.07	\$ -	\$ -	\$ -	\$ -	\$ -
\$ 2,923,746.02	\$ 77,633.03	\$ -	\$ -	\$ -	\$ -	\$ -
\$ 2,879,722.38	\$ 77,498.15	\$ -	\$ -	\$ -	\$ -	\$ -
\$ -	\$ -	\$ -	\$ -	\$ -	\$ -	\$ -
\$ -	\$ -	\$ -	\$ -	\$ -	\$ -	\$ -
\$ -	\$ -	\$ -	\$ -	\$ -	\$ -	\$ -
\$ 2,879,722.38	\$ 77,498.15	\$ -	\$ -	\$ -	\$ -	\$ -
\$ 44,023.64	\$ 134.88	\$ -	\$ -	\$ -	\$ -	\$ -

Schedule 9, General Fund Investments						
INVESTED IN	Investments on Hand June 30, 2015	Since Purchased	LIQUIDATIONS		Barred by Court Order	Investments on Hand June 30, 2016
			By Collections of Cost	Amortized Premium		
	\$ -	\$ -	\$ -	\$ -	\$ -	\$ -
	\$ -	\$ -	\$ -	\$ -	\$ -	\$ -
	\$ -	\$ -	\$ -	\$ -	\$ -	\$ -
	\$ -	\$ -	\$ -	\$ -	\$ -	\$ -
	\$ -	\$ -	\$ -	\$ -	\$ -	\$ -
	\$ -	\$ -	\$ -	\$ -	\$ -	\$ -
	\$ -	\$ -	\$ -	\$ -	\$ -	\$ -
	\$ -	\$ -	\$ -	\$ -	\$ -	\$ -
	\$ -	\$ -	\$ -	\$ -	\$ -	\$ -
	\$ -	\$ -	\$ -	\$ -	\$ -	\$ -
	\$ -	\$ -	\$ -	\$ -	\$ -	\$ -
	\$ -	\$ -	\$ -	\$ -	\$ -	\$ -
TOTAL INVESTMENTS	\$ -	\$ -	\$ -	\$ -	\$ -	\$ -

GENERAL FUND ACCOUNTS COVERING THE PERIOD JULY 1, 2015, to JUNE 30, 2016
ESTIMATE OF NEEDS FOR 2016-2017

EXHIBIT "A"

4a

Schedule 8(a), Report Of Prior Year's Expenditures				
DEPARTMENTS OF GOVERNMENT APPROPRIATED ACCOUNTS	FISCAL YEAR ENDING JUNE 30, 2015			ORIGINAL APPROPRIATIONS
	RESERVES 6-30-2015	WARRANTS SINCE ISSUED	BALANCE LAPSED APPROPRIATIONS	
01 DISTRICT ATTORNEY - STATE:				
01a Personal Services	\$ -	\$ -	\$ -	\$ -
01b Part Time Help	\$ -	\$ -	\$ -	\$ -
01c Travel	\$ -	\$ -	\$ -	\$ -
01d Maintenance and Operation	\$ -	\$ -	\$ -	\$ -
01e Capital Outlay	\$ -	\$ -	\$ -	\$ -
01f Intergovernmental	\$ -	\$ -	\$ -	\$ -
01g Other-	\$ -	\$ -	\$ -	\$ -
01 Total	\$ -	\$ -	\$ -	\$ -
02 DISTRICT ATTORNEY - COUNTY:				
02a Personal Services	\$ -	\$ -	\$ -	\$ -
02b Part Time Help	\$ -	\$ -	\$ -	\$ -
02c Travel	\$ -	\$ -	\$ -	\$ -
02d Maintenance and Operation	\$ -	\$ -	\$ -	\$ -
02e Capital Outlay	\$ -	\$ -	\$ -	\$ -
02f Intergovernmental	\$ -	\$ -	\$ -	\$ -
02g Law Library	\$ -	\$ -	\$ -	\$ -
02h Other-	\$ -	\$ -	\$ -	\$ -
02 Total	\$ -	\$ -	\$ -	\$ -
04 COUNTY SHERIFF:				
04a Personal Services	\$ -	\$ -	\$ -	\$ 607,437.99
04b Part Time Help	\$ -	\$ -	\$ -	\$ -
04c Travel	\$ -	\$ -	\$ -	\$ 9,000.00
04d Maintenance and Operation	\$ 12,143.27	\$ 8,368.36	\$ 3,774.91	\$ 50,000.00
04e Capital Outlay	\$ 1,600.00	\$ 1,224.00	\$ 376.00	\$ 1.00
04f Intergovernmental	\$ -	\$ -	\$ -	\$ -
04g Sheriff's Fees	\$ -	\$ -	\$ -	\$ -
04h Board of Prisoners	\$ -	\$ -	\$ -	\$ -
04i Other -	\$ -	\$ -	\$ -	\$ 34,822.04
04 Total	\$ 13,743.27	\$ 9,592.36	\$ 4,150.91	\$ 701,261.03
06 COUNTY TREASURER:				
06a Personal Services	\$ -	\$ -	\$ -	\$ 278,234.40
06b Part Time Help	\$ -	\$ -	\$ -	\$ -
06c Travel	\$ -	\$ -	\$ -	\$ -
06d Maintenance and Operation	\$ 171.31	\$ 171.31	\$ -	\$ 3,999.00
06e Capital Outlay	\$ 4,245.90	\$ 4,245.90	\$ -	\$ 1.00
06f Intergovernmental	\$ -	\$ -	\$ -	\$ -
06g Other -	\$ -	\$ -	\$ -	\$ -
06 Total	\$ 4,417.21	\$ 4,417.21	\$ -	\$ 282,234.40
08 COUNTY COMMISSIONERS:				
08a Personal Services	\$ -	\$ -	\$ -	\$ -
08b Part Time Help	\$ -	\$ -	\$ -	\$ -
08c Travel	\$ -	\$ -	\$ -	\$ -
08d Maintenance and Operation	\$ -	\$ -	\$ -	\$ -
08e Capital Outlay	\$ -	\$ -	\$ -	\$ -
08f Intergovernmental	\$ -	\$ -	\$ -	\$ -
08g Other -	\$ -	\$ -	\$ -	\$ -
08 Total	\$ -	\$ -	\$ -	\$ -

GENERAL FUND ACCOUNTS COVERING THE PERIOD JULY 1, 2015, to JUNE 30, 2016
ESTIMATE OF NEEDS FOR 2016-2017

Governmental Budget Accounts							
FISCAL YEAR ENDING JUNE 30, 2016					FISCAL YEAR 2016-2017		
		NET AMOUNT	WARRANTS	RESERVES	LAPSED	NEEDS AS	APPROVED BY
SUPPLEMENTAL		OF	ISSUED		BALANCE	ESTIMATED BY	COUNTY
ADJUSTMENTS		APPROPRIATIONS			KNOWN TO BE	GOVERNING	EXCISE BOARD
ADDED	CANCELLED				UNENCUMBERED	BOARD	
\$ -	\$ -	\$ -	\$ -	\$ -	\$ -	\$ -	\$ -
\$ -	\$ -	\$ -	\$ -	\$ -	\$ -	\$ -	\$ -
\$ -	\$ -	\$ -	\$ -	\$ -	\$ -	\$ -	\$ -
\$ -	\$ -	\$ -	\$ -	\$ -	\$ -	\$ -	\$ -
\$ -	\$ -	\$ -	\$ -	\$ -	\$ -	\$ -	\$ -
\$ -	\$ -	\$ -	\$ -	\$ -	\$ -	\$ -	\$ -
\$ -	\$ -	\$ -	\$ -	\$ -	\$ -	\$ -	\$ -
\$ -	\$ -	\$ -	\$ -	\$ -	\$ -	\$ -	\$ -
\$ -	\$ -	\$ -	\$ -	\$ -	\$ -	\$ -	\$ -
\$ -	\$ -	\$ -	\$ -	\$ -	\$ -	\$ -	\$ -
\$ -	\$ -	\$ -	\$ -	\$ -	\$ -	\$ -	\$ -
\$ -	\$ -	\$ -	\$ -	\$ -	\$ -	\$ -	\$ -
\$ -	\$ -	\$ -	\$ -	\$ -	\$ -	\$ -	\$ -
\$ -	\$ -	\$ -	\$ -	\$ -	\$ -	\$ -	\$ -
\$ -	\$ -	\$ -	\$ -	\$ -	\$ -	\$ -	\$ -
\$ -	\$ -	\$ -	\$ -	\$ -	\$ -	\$ -	\$ -
\$ -	\$ -	\$ -	\$ -	\$ -	\$ -	\$ -	\$ -
\$ -	\$ -	\$ -	\$ -	\$ -	\$ -	\$ -	\$ -
\$ -	\$ -	\$ -	\$ -	\$ -	\$ -	\$ -	\$ -
\$ -	\$ -	\$ -	\$ -	\$ -	\$ -	\$ -	\$ -
\$ -	\$ -	\$ -	\$ -	\$ -	\$ -	\$ -	\$ -
\$ -	\$ -	\$ -	\$ -	\$ -	\$ -	\$ -	\$ -
\$ -	\$ -	\$ -	\$ -	\$ -	\$ -	\$ -	\$ -
\$ 9,480.92	\$ -	\$ 616,918.91	\$ 615,768.25	\$ -	\$ 1,150.66	\$ 611,665.85	\$ 611,665.85
\$ -	\$ -	\$ -	\$ -	\$ -	\$ -	\$ -	\$ -
\$ -	\$ 9,000.00	\$ -	\$ -	\$ -	\$ -	\$ 9,000.00	\$ 9,000.00
\$ 2,952.91	\$ -	\$ 52,952.91	\$ 52,853.13	\$ -	\$ 99.78	\$ 50,000.00	\$ 50,000.00
\$ 348.00	\$ -	\$ 349.00	\$ 349.00	\$ -	\$ -	\$ 1.00	\$ 1.00
\$ -	\$ -	\$ -	\$ -	\$ -	\$ -	\$ -	\$ -
\$ -	\$ -	\$ -	\$ -	\$ -	\$ -	\$ -	\$ -
\$ -	\$ -	\$ -	\$ -	\$ -	\$ -	\$ -	\$ -
\$ -	\$ -	\$ 34,822.04	\$ 34,822.04	\$ -	\$ -	\$ 34,822.04	\$ 34,822.04
\$ 12,781.83	\$ 9,000.00	\$ 705,042.86	\$ 703,792.42	\$ -	\$ 1,250.44	\$ 705,488.89	\$ 705,488.89
\$ -	\$ -	\$ 278,234.40	\$ 277,171.67	\$ -	\$ 1,062.73	\$ 229,172.26	\$ 229,172.26
\$ -	\$ -	\$ -	\$ -	\$ -	\$ -	\$ -	\$ -
\$ -	\$ -	\$ -	\$ -	\$ -	\$ -	\$ -	\$ -
\$ -	\$ -	\$ 3,999.00	\$ 3,992.53	\$ -	\$ 6.47	\$ 3,999.00	\$ 3,999.00
\$ -	\$ -	\$ 1.00	\$ -	\$ -	\$ 1.00	\$ 1.00	\$ 1.00
\$ -	\$ -	\$ -	\$ -	\$ -	\$ -	\$ -	\$ -
\$ -	\$ -	\$ -	\$ -	\$ -	\$ -	\$ -	\$ -
\$ -	\$ -	\$ 282,234.40	\$ 281,164.20	\$ -	\$ 1,070.20	\$ 233,172.26	\$ 233,172.26
\$ -	\$ -	\$ -	\$ -	\$ -	\$ -	\$ -	\$ -
\$ -	\$ -	\$ -	\$ -	\$ -	\$ -	\$ -	\$ -
\$ -	\$ -	\$ -	\$ -	\$ -	\$ -	\$ -	\$ -
\$ -	\$ -	\$ -	\$ -	\$ -	\$ -	\$ -	\$ -
\$ -	\$ -	\$ -	\$ -	\$ -	\$ -	\$ -	\$ -
\$ -	\$ -	\$ -	\$ -	\$ -	\$ -	\$ -	\$ -
\$ -	\$ -	\$ -	\$ -	\$ -	\$ -	\$ -	\$ -
\$ -	\$ -	\$ -	\$ -	\$ -	\$ -	\$ -	\$ -

GENERAL FUND ACCOUNTS COVERING THE PERIOD JULY 1, 2015, to JUNE 30, 2016
ESTIMATE OF NEEDS FOR 2016-2017

EXHIBIT "A"

4b

Schedule 8(b), Report Of Prior Year's Expenditures				
DEPARTMENTS OF GOVERNMENT APPROPRIATED ACCOUNTS	FISCAL YEAR ENDING JUNE 30, 2015			ORIGINAL APPROPRIATIONS
	RESERVES	WARRANTS	BALANCE	
	6-30-2015	SINCE ISSUED	LAPSED APPROPRIATIONS	
09 COUNTY COMMISSIONERS O.S.U. EXTENSION:				
09a Personal Services	\$ -	\$ -	\$ -	\$ -
09b Part Time Help	\$ -	\$ -	\$ -	\$ -
09c Travel	\$ -	\$ -	\$ -	\$ -
09d Maintenance and Operation	\$ -	\$ -	\$ -	\$ -
09e Capital Outlay	\$ -	\$ -	\$ -	\$ -
09f Intergovernmental	\$ -	\$ -	\$ -	\$ -
09g Other -	\$ -	\$ -	\$ -	\$ -
09 Total	\$ -	\$ -	\$ -	\$ -
10 COUNTY CLERK:				
10a Personal Services	\$ -	\$ -	\$ -	\$ 241,001.90
10b Part Time Help	\$ -	\$ -	\$ -	\$ 1.00
10c Travel	\$ -	\$ -	\$ -	\$ 750.00
10d Maintenance and Operation	\$ 2,521.18	\$ 2,125.14	\$ 396.04	\$ 24,244.94
10e Capital Outlay	\$ -	\$ -	\$ -	\$ 1.00
10f Intergovernmental	\$ -	\$ -	\$ -	\$ -
10g Lien Fees	\$ -	\$ -	\$ -	\$ -
10h Other -	\$ -	\$ -	\$ -	\$ -
10 Total	\$ 2,521.18	\$ 2,125.14	\$ 396.04	\$ 265,998.84
14 COURT CLERK:				
14a Personal Services	\$ -	\$ -	\$ -	\$ 319,493.26
14b Part Time Help	\$ -	\$ -	\$ -	\$ 1,500.00
14c Travel	\$ -	\$ -	\$ -	\$ 750.00
14d Maintenance and Operation	\$ -	\$ -	\$ -	\$ -
14e Capital Outlay	\$ -	\$ -	\$ -	\$ 1.00
14f Intergovernmental	\$ -	\$ -	\$ -	\$ -
14g Other -	\$ -	\$ -	\$ -	\$ -
14 Total	\$ -	\$ -	\$ -	\$ 321,744.26
16 COUNTY ASSESSOR:				
16a Personal Services	\$ -	\$ -	\$ -	\$ 245,194.10
16b Part Time Help	\$ -	\$ -	\$ -	\$ 400.00
16c Travel	\$ -	\$ -	\$ -	\$ 3,000.00
16d Maintenance and Operation	\$ 3,515.94	\$ 2,499.38	\$ 1,016.56	\$ 19,923.64
16e Capital Outlay	\$ 515.76	\$ 515.76	\$ -	\$ 1,500.00
16f Intergovernmental	\$ -	\$ -	\$ -	\$ -
16g Other -	\$ -	\$ -	\$ -	\$ -
16h Other -	\$ -	\$ -	\$ -	\$ -
16 Total	\$ 4,031.70	\$ 3,015.14	\$ 1,016.56	\$ 270,017.74
17 REVALUATION OF REAL PROPERTY:				
17a Personal Services	\$ -	\$ -	\$ -	\$ 217,201.18
17b Part Time Help	\$ -	\$ -	\$ -	\$ 3,500.00
17c Travel	\$ 1,300.00	\$ 891.35	\$ 408.65	\$ 20,000.00
17d Maintenance and Operation	\$ 257.94	\$ 222.94	\$ 35.00	\$ 22,154.57
17e Capital Outlay	\$ 999.99	\$ 999.00	\$ 0.99	\$ 2,000.00
17f Intergovernmental	\$ -	\$ -	\$ -	\$ -
17g Other -	\$ -	\$ -	\$ -	\$ 38,500.00
17h Other -	\$ -	\$ -	\$ -	\$ -
17 Total	\$ 2,557.93	\$ 2,113.29	\$ 444.64	\$ 303,355.75

GENERAL FUND ACCOUNTS COVERING THE PERIOD JULY 1, 2015, to JUNE 30, 2016
ESTIMATE OF NEEDS FOR 2016-2017

Governmental Budget Accounts							
FISCAL YEAR ENDING JUNE 30, 2016						FISCAL YEAR 2016-2017	
		NET AMOUNT	WARRANTS	RESERVES	LAPSED	NEEDS AS	APPROVED BY
		OF	ISSUED		BALANCE	ESTIMATED BY	COUNTY
SUPPLEMENTAL		APPROPRIATIONS			KNOWN TO BE	GOVERNING	EXCISE BOARD
ADDED	CANCELLED				UNENCUMBERED	BOARD	
\$ -	\$ -	\$ -	\$ -	\$ -	\$ -	\$ -	\$ -
\$ -	\$ -	\$ -	\$ -	\$ -	\$ -	\$ -	\$ -
\$ -	\$ -	\$ -	\$ -	\$ -	\$ -	\$ -	\$ -
\$ -	\$ -	\$ -	\$ -	\$ -	\$ -	\$ -	\$ -
\$ -	\$ -	\$ -	\$ -	\$ -	\$ -	\$ -	\$ -
\$ -	\$ -	\$ -	\$ -	\$ -	\$ -	\$ -	\$ -
\$ -	\$ -	\$ -	\$ -	\$ -	\$ -	\$ -	\$ -
\$ -	\$ -	\$ -	\$ -	\$ -	\$ -	\$ -	\$ -
\$ -	\$ -	\$ -	\$ -	\$ -	\$ -	\$ -	\$ -
\$ -	\$ -	\$ -	\$ -	\$ -	\$ -	\$ -	\$ -
\$ -	\$ -	\$ -	\$ -	\$ -	\$ -	\$ -	\$ -
\$ -	\$ -	\$ 241,001.90	\$ 238,326.92	\$ -	\$ 2,674.98	\$ 192,300.68	\$ 192,300.68
\$ 1,499.00	\$ -	\$ 1,500.00	\$ 1,216.67	\$ -	\$ 283.33	\$ 1.00	\$ 1.00
\$ -	\$ -	\$ 750.00	\$ 415.81	\$ -	\$ 334.19	\$ 750.00	\$ 750.00
\$ -	\$ 1,514.32	\$ 22,730.62	\$ 14,145.89	\$ -	\$ 8,584.73	\$ 24,244.94	\$ 24,244.94
\$ -	\$ -	\$ 1.00	\$ -	\$ -	\$ 1.00	\$ 1.00	\$ 1.00
\$ -	\$ -	\$ -	\$ -	\$ -	\$ -	\$ -	\$ -
\$ -	\$ -	\$ -	\$ -	\$ -	\$ -	\$ -	\$ -
\$ -	\$ -	\$ -	\$ -	\$ -	\$ -	\$ -	\$ -
\$ -	\$ -	\$ -	\$ -	\$ -	\$ -	\$ -	\$ -
\$ 1,499.00	\$ 1,514.32	\$ 265,983.52	\$ 254,105.29	\$ -	\$ 11,878.23	\$ 217,297.62	\$ 217,297.62
\$ -	\$ -	\$ 319,493.26	\$ 310,554.51	\$ -	\$ 8,938.75	\$ 271,444.58	\$ 271,444.58
\$ -	\$ -	\$ 1,500.00	\$ -	\$ -	\$ 1,500.00	\$ 1,500.00	\$ 1,500.00
\$ -	\$ -	\$ 750.00	\$ 696.00	\$ -	\$ 54.00	\$ 750.00	\$ 750.00
\$ -	\$ -	\$ -	\$ -	\$ -	\$ -	\$ -	\$ -
\$ -	\$ -	\$ 1.00	\$ -	\$ -	\$ 1.00	\$ 1.00	\$ 1.00
\$ -	\$ -	\$ -	\$ -	\$ -	\$ -	\$ -	\$ -
\$ -	\$ -	\$ -	\$ -	\$ -	\$ -	\$ -	\$ -
\$ -	\$ -	\$ -	\$ -	\$ -	\$ -	\$ -	\$ -
\$ -	\$ -	\$ 321,744.26	\$ 311,250.51	\$ -	\$ 10,493.75	\$ 273,695.58	\$ 273,695.58
\$ -	\$ -	\$ 245,194.10	\$ 235,700.77	\$ -	\$ 9,493.33	\$ 200,073.98	\$ 200,073.98
\$ -	\$ -	\$ 400.00	\$ -	\$ -	\$ 400.00	\$ 400.00	\$ 400.00
\$ -	\$ -	\$ 3,000.00	\$ 1,445.87	\$ -	\$ 1,554.13	\$ 1,500.00	\$ 1,500.00
\$ -	\$ -	\$ 19,923.64	\$ 15,047.69	\$ 2,774.31	\$ 2,101.64	\$ 10,848.44	\$ 10,848.44
\$ -	\$ -	\$ 1,500.00	\$ 234.14	\$ -	\$ 1,265.86	\$ 1,500.00	\$ 1,500.00
\$ -	\$ -	\$ -	\$ -	\$ -	\$ -	\$ -	\$ -
\$ -	\$ -	\$ -	\$ -	\$ -	\$ -	\$ -	\$ -
\$ -	\$ -	\$ -	\$ -	\$ -	\$ -	\$ -	\$ -
\$ -	\$ -	\$ 270,017.74	\$ 252,428.47	\$ 2,774.31	\$ 14,814.96	\$ 214,322.42	\$ 214,322.42
\$ 1,094.01	\$ -	\$ 218,295.19	\$ 218,295.19	\$ -	\$ -	\$ 219,269.52	\$ 219,269.52
\$ -	\$ 1,094.01	\$ 2,405.99	\$ -	\$ -	\$ 2,405.99	\$ 3,500.00	\$ 3,500.00
\$ 408.65	\$ -	\$ 20,408.65	\$ 16,611.55	\$ 713.70	\$ 3,083.40	\$ 20,000.00	\$ 20,000.00
\$ -	\$ 4,100.00	\$ 18,054.57	\$ 13,207.30	\$ 229.87	\$ 4,617.40	\$ 22,154.57	\$ 22,154.57
\$ 4,100.99	\$ -	\$ 6,100.99	\$ 299.94	\$ 3,195.00	\$ 2,606.05	\$ 2,000.00	\$ 2,000.00
\$ -	\$ -	\$ -	\$ -	\$ -	\$ -	\$ -	\$ -
\$ -	\$ -	\$ 38,500.00	\$ 38,500.00	\$ -	\$ -	\$ 38,500.00	\$ 38,500.00
\$ -	\$ -	\$ -	\$ -	\$ -	\$ -	\$ -	\$ -
\$ 5,603.65	\$ 5,194.01	\$ 303,765.39	\$ 286,913.98	\$ 4,138.57	\$ 12,712.84	\$ 305,424.09	\$ 305,424.09

GENERAL FUND ACCOUNTS COVERING THE PERIOD JULY 1, 2015, to JUNE 30, 2016
ESTIMATE OF NEEDS FOR 2016-2017

EXHIBIT "A"

4c

Schedule 8(c), Report Of Prior Year's Expenditures				
DEPARTMENTS OF GOVERNMENT APPROPRIATED ACCOUNTS	FISCAL YEAR ENDING JUNE 30, 2015			ORIGINAL APPROPRIATIONS
	RESERVES	WARRANTS	BALANCE	
	6-30-2015	SINCE ISSUED	LAPSED APPROPRIATIONS	
18 JUVENILE SHELTER BUREAU:				
18a Personal Services	\$ -	\$ -	\$ -	\$ 45,367.59
18b Part Time Help	\$ -	\$ -	\$ -	\$ -
18c Travel	\$ -	\$ -	\$ -	\$ -
18d Maintenance and Operation	\$ -	\$ -	\$ -	\$ -
18e Capital Outlay	\$ -	\$ -	\$ -	\$ -
18f Intergovernmental	\$ -	\$ -	\$ -	\$ -
18g Other -	\$ -	\$ -	\$ -	\$ 28,713.70
18 Total	\$ -	\$ -	\$ -	\$ 74,081.29
19 DISTRICT COURT:				
19a Personal Services	\$ -	\$ -	\$ -	\$ -
19b Part Time Help	\$ -	\$ -	\$ -	\$ -
19c Travel	\$ -	\$ -	\$ -	\$ -
19d Maintenance and Operation	\$ -	\$ -	\$ -	\$ -
19e Capital Outlay	\$ -	\$ -	\$ -	\$ -
19f Intergovernmental	\$ -	\$ -	\$ -	\$ -
19g Other -	\$ -	\$ -	\$ -	\$ -
19 Total	\$ -	\$ -	\$ -	\$ -
20 GENERAL GOVERNMENT				
20a Personal Services	\$ -	\$ -	\$ -	\$ -
20b Part Time Help	\$ -	\$ -	\$ -	\$ -
20c Travel	\$ -	\$ -	\$ -	\$ -
20d Maintenance and Operation	\$ 1,132.02	\$ 232.02	\$ 900.00	\$ 45,368.59
20e Capital Outlay	\$ -	\$ -	\$ -	\$ 1.00
20f Intergovernmental	\$ -	\$ -	\$ -	\$ 10,800.00
20g Other -	\$ -	\$ -	\$ -	\$ 31,439.00
20h Other -	\$ -	\$ -	\$ -	\$ -
20i Other -	\$ -	\$ -	\$ -	\$ -
20j Other -	\$ -	\$ -	\$ -	\$ -
20 Total	\$ 1,132.02	\$ 232.02	\$ 900.00	\$ 87,608.59
21 EXCISE - EQUALIZATION BOARD:				
21a Personal Services	\$ -	\$ -	\$ -	\$ 1,860.06
21b Part Time Help	\$ -	\$ -	\$ -	\$ -
21c Travel	\$ -	\$ -	\$ -	\$ 850.86
21d Maintenance and Operation	\$ -	\$ -	\$ -	\$ -
21e Capital Outlay	\$ -	\$ -	\$ -	\$ -
21f Intergovernmental	\$ -	\$ -	\$ -	\$ -
21g Other -	\$ -	\$ -	\$ -	\$ -
21 Total	\$ -	\$ -	\$ -	\$ 2,710.92
22 COUNTY ELECTION EXPENSE:				
22a Personal Services	\$ -	\$ -	\$ -	\$ 74,849.60
22b Part Time Help	\$ -	\$ -	\$ -	\$ 1,200.00
22c Travel	\$ -	\$ -	\$ -	\$ 3,500.00
22d Maintenance and Operation	\$ 139.91	\$ 139.91	\$ -	\$ 11,789.42
22e Capital Outlay	\$ -	\$ -	\$ -	\$ 4,424.00
22f Intergovernmental	\$ -	\$ -	\$ -	\$ -
22g Other -	\$ -	\$ -	\$ -	\$ -
22 Total	\$ 139.91	\$ 139.91	\$ -	\$ 95,763.02

GENERAL FUND ACCOUNTS COVERING THE PERIOD JULY 1, 2015, to JUNE 30, 2016
ESTIMATE OF NEEDS FOR 2016-2017

Governmental Budget Accounts							
FISCAL YEAR ENDING JUNE 30, 2016						FISCAL YEAR 2016-2017	
SUPPLEMENTAL		NET AMOUNT	WARRANTS	RESERVES	LAPSED	NEEDS AS	APPROVED BY
ADJUSTMENTS		OF	ISSUED		BALANCE	ESTIMATED BY	COUNTY
ADDED		APPROPRIATIONS			KNOWN TO BE	GOVERNING	EXCISE BOARD
CANCELLED					UNENCUMBERED	BOARD	
\$ -	\$ -	\$ 45,367.59	\$ 44,894.64	\$ -	\$ 472.95	\$ 52,447.37	\$ 52,447.37
\$ -	\$ -	\$ -	\$ -	\$ -	\$ -	\$ -	\$ -
\$ -	\$ -	\$ -	\$ -	\$ -	\$ -	\$ -	\$ -
\$ -	\$ -	\$ -	\$ -	\$ -	\$ -	\$ -	\$ -
\$ -	\$ -	\$ -	\$ -	\$ -	\$ -	\$ -	\$ -
\$ -	\$ -	\$ 28,713.70	\$ 20,527.64	\$ 355.30	\$ 7,830.76	\$ 28,713.70	\$ 28,713.70
\$ -	\$ -	\$ 74,081.29	\$ 65,422.28	\$ 355.30	\$ 8,303.71	\$ 81,161.07	\$ 81,161.07
\$ -	\$ -	\$ -	\$ -	\$ -	\$ -	\$ -	\$ -
\$ -	\$ -	\$ -	\$ -	\$ -	\$ -	\$ -	\$ -
\$ -	\$ -	\$ -	\$ -	\$ -	\$ -	\$ -	\$ -
\$ -	\$ -	\$ -	\$ -	\$ -	\$ -	\$ -	\$ -
\$ -	\$ -	\$ -	\$ -	\$ -	\$ -	\$ -	\$ -
\$ -	\$ -	\$ -	\$ -	\$ -	\$ -	\$ -	\$ -
\$ -	\$ -	\$ -	\$ -	\$ -	\$ -	\$ -	\$ -
\$ -	\$ -	\$ -	\$ -	\$ -	\$ -	\$ -	\$ -
\$ -	\$ -	\$ -	\$ -	\$ -	\$ -	\$ -	\$ -
\$ -	\$ -	\$ -	\$ -	\$ -	\$ -	\$ -	\$ -
\$ -	\$ -	\$ -	\$ -	\$ -	\$ -	\$ -	\$ -
\$ -	\$ -	\$ -	\$ -	\$ -	\$ -	\$ -	\$ -
\$ 1,291.59	\$ -	\$ 46,660.18	\$ 46,160.18	\$ -	\$ 500.00	\$ 50,000.00	\$ 50,000.00
\$ -	\$ -	\$ 1.00	\$ -	\$ -	\$ 1.00	\$ 1.00	\$ 1.00
\$ -	\$ -	\$ 10,800.00	\$ 8,158.95	\$ -	\$ 2,641.05	\$ 10,800.00	\$ 10,800.00
\$ -	\$ 1,745.25	\$ 29,693.75	\$ 29,693.75	\$ -	\$ -	\$ 32,918.76	\$ 32,918.76
\$ -	\$ -	\$ -	\$ -	\$ -	\$ -	\$ -	\$ -
\$ -	\$ -	\$ -	\$ -	\$ -	\$ -	\$ -	\$ -
\$ -	\$ -	\$ -	\$ -	\$ -	\$ -	\$ -	\$ -
\$ -	\$ -	\$ -	\$ -	\$ -	\$ -	\$ -	\$ -
\$ 1,291.59	\$ 1,745.25	\$ 87,154.93	\$ 84,012.88	\$ -	\$ 3,142.05	\$ 93,719.76	\$ 93,719.76
\$ 107.66	\$ -	\$ 1,967.72	\$ 1,937.73	\$ -	\$ 29.99	\$ 1,860.06	\$ 1,860.06
\$ -	\$ -	\$ -	\$ -	\$ -	\$ -	\$ -	\$ -
\$ -	\$ -	\$ 850.86	\$ 827.81	\$ -	\$ 23.05	\$ 850.86	\$ 850.86
\$ -	\$ -	\$ -	\$ -	\$ -	\$ -	\$ -	\$ -
\$ -	\$ -	\$ -	\$ -	\$ -	\$ -	\$ -	\$ -
\$ -	\$ -	\$ -	\$ -	\$ -	\$ -	\$ -	\$ -
\$ -	\$ -	\$ -	\$ -	\$ -	\$ -	\$ -	\$ -
\$ 107.66	\$ -	\$ 2,818.58	\$ 2,765.54	\$ -	\$ 53.04	\$ 2,710.92	\$ 2,710.92
\$ 952.92	\$ -	\$ 75,802.52	\$ 75,695.84	\$ -	\$ 106.68	\$ 75,774.64	\$ 75,774.64
\$ 385.85	\$ -	\$ 1,585.85	\$ 1,585.85	\$ -	\$ -	\$ 3,000.00	\$ 3,000.00
\$ -	\$ -	\$ 3,500.00	\$ 1,023.98	\$ -	\$ 2,476.02	\$ 2,500.00	\$ 2,500.00
\$ -	\$ 375.85	\$ 11,413.57	\$ 7,621.35	\$ 486.15	\$ 3,306.07	\$ 12,000.00	\$ 12,000.00
\$ -	\$ -	\$ 4,424.00	\$ 2,450.00	\$ -	\$ 1,974.00	\$ 3,000.00	\$ 3,000.00
\$ -	\$ -	\$ -	\$ -	\$ -	\$ -	\$ -	\$ -
\$ -	\$ -	\$ -	\$ -	\$ -	\$ -	\$ -	\$ -
\$ 1,338.77	\$ 375.85	\$ 96,725.94	\$ 88,377.02	\$ 486.15	\$ 7,862.77	\$ 96,274.64	\$ 96,274.64

GENERAL FUND ACCOUNTS COVERING THE PERIOD JULY 1, 2015, to JUNE 30, 2016
ESTIMATE OF NEEDS FOR 2016-2017

EXHIBIT "A"

4d

Schedule 8(d), Report Of Prior Year's Expenditures				
DEPARTMENTS OF GOVERNMENT APPROPRIATED ACCOUNTS	FISCAL YEAR ENDING JUNE 30, 2015			ORIGINAL APPROPRIATIONS
	RESERVES 6-30-2015	WARRANTS SINCE ISSUED	BALANCE LAPSED APPROPRIATIONS	
23 INSURANCE - BENEFITS:				
23a Hospital	\$ -	\$ -	\$ -	\$ -
23b Accident	\$ -	\$ -	\$ -	\$ -
23c Life	\$ -	\$ -	\$ -	\$ -
23d Property	\$ -	\$ -	\$ -	\$ -
23e Workmans Compensation	\$ -	\$ -	\$ -	\$ -
23f Unemployment	\$ -	\$ -	\$ -	\$ -
23g Retirement	\$ -	\$ -	\$ -	\$ -
23h Self Insured	\$ -	\$ -	\$ -	\$ -
23i FICA	\$ -	\$ -	\$ -	\$ -
23j Other -	\$ -	\$ -	\$ -	\$ -
23 Total	\$ -	\$ -	\$ -	\$ -
24 COUNTY PURCHASING AGENT:				
24a Personal Services	\$ -	\$ -	\$ -	\$ -
24b Part Time Help	\$ -	\$ -	\$ -	\$ -
24c Travel	\$ -	\$ -	\$ -	\$ -
24d Maintenance and Operation	\$ -	\$ -	\$ -	\$ -
24e Capital Outlay	\$ -	\$ -	\$ -	\$ -
24f Intergovernmental	\$ -	\$ -	\$ -	\$ -
24g Other -	\$ -	\$ -	\$ -	\$ -
24 Total	\$ -	\$ -	\$ -	\$ -
25 DATA PROCESSING:				
25a Personal Services	\$ -	\$ -	\$ -	\$ -
25b Part Time Help	\$ -	\$ -	\$ -	\$ -
25c Travel	\$ -	\$ -	\$ -	\$ -
25d Maintenance and Operation	\$ -	\$ -	\$ -	\$ -
25e Capital Outlay	\$ -	\$ -	\$ -	\$ -
25f Intergovernmental	\$ -	\$ -	\$ -	\$ -
25g Other -	\$ -	\$ -	\$ -	\$ -
25 Total	\$ -	\$ -	\$ -	\$ -
26 COUNTY SUPT. OF HEALTH				
26a Personal Services	\$ -	\$ -	\$ -	\$ -
26b Part Time Help	\$ -	\$ -	\$ -	\$ -
26c Travel	\$ -	\$ -	\$ -	\$ -
26d Maintenance and Operation	\$ -	\$ -	\$ -	\$ -
26e Capital Outlay	\$ -	\$ -	\$ -	\$ -
26f Intergovernmental	\$ -	\$ -	\$ -	\$ -
26g Other -	\$ -	\$ -	\$ -	\$ -
26 Total	\$ -	\$ -	\$ -	\$ -
27 WELFARE AGENCIES:				
27a Personal Services	\$ -	\$ -	\$ -	\$ -
27b Part Time Help	\$ -	\$ -	\$ -	\$ -
27c Travel	\$ -	\$ -	\$ -	\$ -
27d Maintenance and Operation	\$ -	\$ -	\$ -	\$ -
27e Capital Outlay	\$ -	\$ -	\$ -	\$ -
27f Intergovernmental	\$ -	\$ -	\$ -	\$ -
27g Other -	\$ -	\$ -	\$ -	\$ -
27 Total	\$ -	\$ -	\$ -	\$ -

GENERAL FUND ACCOUNTS COVERING THE PERIOD JULY 1, 2015, to JUNE 30, 2016
ESTIMATE OF NEEDS FOR 2016-2017

FISCAL YEAR ENDING JUNE 30, 2016					Governmental Budget Accounts		
					FISCAL YEAR 2016-2017		
SUPPLEMENTAL		NET AMOUNT	WARRANTS	RESERVES	LAPSED	NEEDS AS	APPROVED BY
ADJUSTMENTS		OF	ISSUED		BALANCE	ESTIMATED BY	COUNTY
ADDED		APPROPRIATIONS			KNOWN TO BE	GOVERNING	EXCISE BOARD
CANCELLED					UNENCUMBERED	BOARD	
\$ -	\$ -	\$ -	\$ -	\$ -	\$ -	\$ -	\$ -
\$ -	\$ -	\$ -	\$ -	\$ -	\$ -	\$ -	\$ -
\$ -	\$ -	\$ -	\$ -	\$ -	\$ -	\$ -	\$ -
\$ -	\$ -	\$ -	\$ -	\$ -	\$ -	\$ -	\$ -
\$ -	\$ -	\$ -	\$ -	\$ -	\$ -	\$ -	\$ -
\$ -	\$ -	\$ -	\$ -	\$ -	\$ -	\$ -	\$ -
\$ -	\$ -	\$ -	\$ -	\$ -	\$ -	\$ -	\$ -
\$ -	\$ -	\$ -	\$ -	\$ -	\$ -	\$ -	\$ -
\$ -	\$ -	\$ -	\$ -	\$ -	\$ -	\$ -	\$ -
\$ -	\$ -	\$ -	\$ -	\$ -	\$ -	\$ -	\$ -
\$ -	\$ -	\$ -	\$ -	\$ -	\$ -	\$ -	\$ -
\$ -	\$ -	\$ -	\$ -	\$ -	\$ -	\$ -	\$ -
\$ -	\$ -	\$ -	\$ -	\$ -	\$ -	\$ -	\$ -
\$ -	\$ -	\$ -	\$ -	\$ -	\$ -	\$ -	\$ -
\$ -	\$ -	\$ -	\$ -	\$ -	\$ -	\$ -	\$ -
\$ -	\$ -	\$ -	\$ -	\$ -	\$ -	\$ -	\$ -
\$ -	\$ -	\$ -	\$ -	\$ -	\$ -	\$ -	\$ -
\$ -	\$ -	\$ -	\$ -	\$ -	\$ -	\$ -	\$ -
\$ -	\$ -	\$ -	\$ -	\$ -	\$ -	\$ -	\$ -
\$ -	\$ -	\$ -	\$ -	\$ -	\$ -	\$ -	\$ -
\$ -	\$ -	\$ -	\$ -	\$ -	\$ -	\$ -	\$ -
\$ -	\$ -	\$ -	\$ -	\$ -	\$ -	\$ -	\$ -
\$ -	\$ -	\$ -	\$ -	\$ -	\$ -	\$ -	\$ -
\$ -	\$ -	\$ -	\$ -	\$ -	\$ -	\$ -	\$ -
\$ -	\$ -	\$ -	\$ -	\$ -	\$ -	\$ -	\$ -
\$ -	\$ -	\$ -	\$ -	\$ -	\$ -	\$ -	\$ -
\$ -	\$ -	\$ -	\$ -	\$ -	\$ -	\$ -	\$ -
\$ -	\$ -	\$ -	\$ -	\$ -	\$ -	\$ -	\$ -
\$ -	\$ -	\$ -	\$ -	\$ -	\$ -	\$ -	\$ -
\$ -	\$ -	\$ -	\$ -	\$ -	\$ -	\$ -	\$ -
\$ -	\$ -	\$ -	\$ -	\$ -	\$ -	\$ -	\$ -
\$ -	\$ -	\$ -	\$ -	\$ -	\$ -	\$ -	\$ -
\$ -	\$ -	\$ -	\$ -	\$ -	\$ -	\$ -	\$ -
\$ -	\$ -	\$ -	\$ -	\$ -	\$ -	\$ -	\$ -
\$ -	\$ -	\$ -	\$ -	\$ -	\$ -	\$ -	\$ -
\$ -	\$ -	\$ -	\$ -	\$ -	\$ -	\$ -	\$ -
\$ -	\$ -	\$ -	\$ -	\$ -	\$ -	\$ -	\$ -
\$ -	\$ -	\$ -	\$ -	\$ -	\$ -	\$ -	\$ -
\$ -	\$ -	\$ -	\$ -	\$ -	\$ -	\$ -	\$ -
\$ -	\$ -	\$ -	\$ -	\$ -	\$ -	\$ -	\$ -
\$ -	\$ -	\$ -	\$ -	\$ -	\$ -	\$ -	\$ -
\$ -	\$ -	\$ -	\$ -	\$ -	\$ -	\$ -	\$ -
\$ -	\$ -	\$ -	\$ -	\$ -	\$ -	\$ -	\$ -
\$ -	\$ -	\$ -	\$ -	\$ -	\$ -	\$ -	\$ -
\$ -	\$ -	\$ -	\$ -	\$ -	\$ -	\$ -	\$ -

GENERAL FUND ACCOUNTS COVERING THE PERIOD JULY 1, 2015, to JUNE 30, 2016
ESTIMATE OF NEEDS FOR 2016-2017

EXHIBIT "A"

4c

Schedule 8(e), Report Of Prior Year's Expenditures				
DEPARTMENTS OF GOVERNMENT APPROPRIATED ACCOUNTS	FISCAL YEAR ENDING JUNE 30, 2015			ORIGINAL APPROPRIATIONS
	RESERVES 6-30-2015	WARRANTS SINCE ISSUED	BALANCE LAPSED APPROPRIATIONS	
28 CHARITY:				
28a Personal Services	\$ -	\$ -	\$ -	\$ -
28b Part Time Help	\$ -	\$ -	\$ -	\$ -
28c Travel	\$ -	\$ -	\$ -	\$ -
28d Maintenance and Operation	\$ -	\$ -	\$ -	\$ -
28e Capital Outlay	\$ -	\$ -	\$ -	\$ -
28f Intergovernmental	\$ -	\$ -	\$ -	\$ -
28g Other -	\$ -	\$ -	\$ -	\$ -
28 Total	\$ -	\$ -	\$ -	\$ -
29 FIRE FIGHTING SERVICES:				
29a Personal Services	\$ -	\$ -	\$ -	\$ -
29b Part Time Help	\$ -	\$ -	\$ -	\$ -
29c Travel	\$ -	\$ -	\$ -	\$ -
29d Maintenance and Operation	\$ -	\$ -	\$ -	\$ -
29e Capital Outlay	\$ -	\$ -	\$ -	\$ -
29f Intergovernmental	\$ -	\$ -	\$ -	\$ -
29g Equipment Lease Rentals	\$ -	\$ -	\$ -	\$ -
29h Other -	\$ -	\$ -	\$ -	\$ -
29i Other -	\$ -	\$ -	\$ -	\$ -
29 Total	\$ -	\$ -	\$ -	\$ -
30 RECORDING ACCOUNT:				
30a Personal Services	\$ -	\$ -	\$ -	\$ -
30b Part Time Help	\$ -	\$ -	\$ -	\$ -
30c Travel	\$ -	\$ -	\$ -	\$ -
30d Maintenance and Operation	\$ -	\$ -	\$ -	\$ -
30e Capital Outlay	\$ -	\$ -	\$ -	\$ -
30f Intergovernmental	\$ -	\$ -	\$ -	\$ -
30g Other -	\$ -	\$ -	\$ -	\$ -
30 Total	\$ -	\$ -	\$ -	\$ -
31 COUNTY ENGINEER:				
31a Personal Services	\$ -	\$ -	\$ -	\$ -
31b Part Time Help	\$ -	\$ -	\$ -	\$ -
31c Travel	\$ -	\$ -	\$ -	\$ -
31d Maintenance and Operation	\$ -	\$ -	\$ -	\$ -
31e Capital Outlay	\$ -	\$ -	\$ -	\$ -
31f Intergovernmental	\$ -	\$ -	\$ -	\$ -
31g Other -	\$ -	\$ -	\$ -	\$ -
31h Other -	\$ -	\$ -	\$ -	\$ -
31 Total	\$ -	\$ -	\$ -	\$ -
32 LIBRARY:				
32a Personal Services	\$ -	\$ -	\$ -	\$ -
32b Part Time Help	\$ -	\$ -	\$ -	\$ -
32c Travel	\$ -	\$ -	\$ -	\$ -
32d Maintenance and Operation	\$ -	\$ -	\$ -	\$ -
32e Capital Outlay	\$ -	\$ -	\$ -	\$ -
32f Intergovernmental	\$ -	\$ -	\$ -	\$ -
32g Other -	\$ -	\$ -	\$ -	\$ -
32 Total	\$ -	\$ -	\$ -	\$ -

GENERAL FUND ACCOUNTS COVERING THE PERIOD JULY 1, 2015, to JUNE 30, 2016
ESTIMATE OF NEEDS FOR 2016-2017

FISCAL YEAR ENDING JUNE 30, 2016							Governmental Budget Accounts FISCAL YEAR 2016-2017	
SUPPLEMENTAL ADJUSTMENTS		NET AMOUNT OF APPROPRIATIONS	WARRANTS ISSUED	RESERVES	LAPSED BALANCE	KNOWN TO BE UNENCUMBERED	NEEDS AS ESTIMATED BY GOVERNING BOARD	APPROVED BY COUNTY EXCISE BOARD
ADDED	CANCELLED							
\$ -	\$ -	\$ -	\$ -	\$ -	\$ -	\$ -	\$ -	\$ -
\$ -	\$ -	\$ -	\$ -	\$ -	\$ -	\$ -	\$ -	\$ -
\$ -	\$ -	\$ -	\$ -	\$ -	\$ -	\$ -	\$ -	\$ -
\$ -	\$ -	\$ -	\$ -	\$ -	\$ -	\$ -	\$ -	\$ -
\$ -	\$ -	\$ -	\$ -	\$ -	\$ -	\$ -	\$ -	\$ -
\$ -	\$ -	\$ -	\$ -	\$ -	\$ -	\$ -	\$ -	\$ -
\$ -	\$ -	\$ -	\$ -	\$ -	\$ -	\$ -	\$ -	\$ -
\$ -	\$ -	\$ -	\$ -	\$ -	\$ -	\$ -	\$ -	\$ -
\$ -	\$ -	\$ -	\$ -	\$ -	\$ -	\$ -	\$ -	\$ -
\$ -	\$ -	\$ -	\$ -	\$ -	\$ -	\$ -	\$ -	\$ -
\$ -	\$ -	\$ -	\$ -	\$ -	\$ -	\$ -	\$ -	\$ -
\$ -	\$ -	\$ -	\$ -	\$ -	\$ -	\$ -	\$ -	\$ -
\$ -	\$ -	\$ -	\$ -	\$ -	\$ -	\$ -	\$ -	\$ -
\$ -	\$ -	\$ -	\$ -	\$ -	\$ -	\$ -	\$ -	\$ -
\$ -	\$ -	\$ -	\$ -	\$ -	\$ -	\$ -	\$ -	\$ -
\$ -	\$ -	\$ -	\$ -	\$ -	\$ -	\$ -	\$ -	\$ -
\$ -	\$ -	\$ -	\$ -	\$ -	\$ -	\$ -	\$ -	\$ -
\$ -	\$ -	\$ -	\$ -	\$ -	\$ -	\$ -	\$ -	\$ -
\$ -	\$ -	\$ -	\$ -	\$ -	\$ -	\$ -	\$ -	\$ -
\$ -	\$ -	\$ -	\$ -	\$ -	\$ -	\$ -	\$ -	\$ -
\$ -	\$ -	\$ -	\$ -	\$ -	\$ -	\$ -	\$ -	\$ -
\$ -	\$ -	\$ -	\$ -	\$ -	\$ -	\$ -	\$ -	\$ -
\$ -	\$ -	\$ -	\$ -	\$ -	\$ -	\$ -	\$ -	\$ -
\$ -	\$ -	\$ -	\$ -	\$ -	\$ -	\$ -	\$ -	\$ -
\$ -	\$ -	\$ -	\$ -	\$ -	\$ -	\$ -	\$ -	\$ -
\$ -	\$ -	\$ -	\$ -	\$ -	\$ -	\$ -	\$ -	\$ -
\$ -	\$ -	\$ -	\$ -	\$ -	\$ -	\$ -	\$ -	\$ -
\$ -	\$ -	\$ -	\$ -	\$ -	\$ -	\$ -	\$ -	\$ -
\$ -	\$ -	\$ -	\$ -	\$ -	\$ -	\$ -	\$ -	\$ -
\$ -	\$ -	\$ -	\$ -	\$ -	\$ -	\$ -	\$ -	\$ -
\$ -	\$ -	\$ -	\$ -	\$ -	\$ -	\$ -	\$ -	\$ -
\$ -	\$ -	\$ -	\$ -	\$ -	\$ -	\$ -	\$ -	\$ -
\$ -	\$ -	\$ -	\$ -	\$ -	\$ -	\$ -	\$ -	\$ -
\$ -	\$ -	\$ -	\$ -	\$ -	\$ -	\$ -	\$ -	\$ -
\$ -	\$ -	\$ -	\$ -	\$ -	\$ -	\$ -	\$ -	\$ -

GENERAL FUND ACCOUNTS COVERING THE PERIOD JULY 1, 2015, to JUNE 30, 2016
ESTIMATE OF NEEDS FOR 2016-2017

EXHIBIT "A"

4f

Schedule 8(f), Report Of Prior Year's Expenditures				
FISCAL YEAR ENDING JUNE 30, 2015				
DEPARTMENTS OF GOVERNMENT	RESERVES	WARRANTS	BALANCE	ORIGINAL
APPROPRIATED ACCOUNTS	6-30-2015	SINCE	LAPSED	APPROPRIATIONS
		ISSUED	APPROPRIATIONS	
33 PUBLIC DEFENDER:				
33a Personal Services	\$ -	\$ -	\$ -	\$ -
33b Part Time Help	\$ -	\$ -	\$ -	\$ -
33c Travel	\$ -	\$ -	\$ -	\$ -
33d Maintenance and Operation	\$ -	\$ -	\$ -	\$ -
33e Capital Outlay	\$ -	\$ -	\$ -	\$ -
33f Intergovernmental	\$ -	\$ -	\$ -	\$ -
33g Other -	\$ -	\$ -	\$ -	\$ -
33h Other -	\$ -	\$ -	\$ -	\$ -
33 Total	\$ -	\$ -	\$ -	\$ -
34 CIVIL DEFENSE:				
34a Personal Services	\$ -	\$ -	\$ -	\$ -
34b Part Time Help	\$ -	\$ -	\$ -	\$ -
34c Travel	\$ -	\$ -	\$ -	\$ -
34d Maintenance and Operation	\$ -	\$ -	\$ -	\$ -
34e Capital Outlay	\$ -	\$ -	\$ -	\$ -
34f Intergovernmental	\$ -	\$ -	\$ -	\$ -
34g Other -	\$ -	\$ -	\$ -	\$ -
34 Total	\$ -	\$ -	\$ -	\$ -
36 SOLID WASTE:				
36a Personal Services	\$ -	\$ -	\$ -	\$ -
36b Part Time Help	\$ -	\$ -	\$ -	\$ -
36c Travel	\$ -	\$ -	\$ -	\$ -
36d Maintenance and Operation	\$ -	\$ -	\$ -	\$ -
36e Capital Outlay	\$ -	\$ -	\$ -	\$ -
36f Intergovernmental	\$ -	\$ -	\$ -	\$ -
36g Other -	\$ -	\$ -	\$ -	\$ -
36h Other -	\$ -	\$ -	\$ -	\$ -
36 Total	\$ -	\$ -	\$ -	\$ -
38 SOIL CONSERVATION DISTRICT:				
38a Personal Services	\$ -	\$ -	\$ -	\$ -
38b Part Time Help	\$ -	\$ -	\$ -	\$ -
38c Travel	\$ -	\$ -	\$ -	\$ -
38d Maintenance and Operation	\$ -	\$ -	\$ -	\$ -
38e Capital Outlay	\$ -	\$ -	\$ -	\$ -
38f Intergovernmental	\$ -	\$ -	\$ -	\$ -
38g Other -	\$ -	\$ -	\$ -	\$ -
38h Other -	\$ -	\$ -	\$ -	\$ -
38 Total	\$ -	\$ -	\$ -	\$ -
40 REWARD FUND:				
40a Personal Services	\$ -	\$ -	\$ -	\$ -
40b Part Time Help	\$ -	\$ -	\$ -	\$ -
40c Travel	\$ -	\$ -	\$ -	\$ -
40d Maintenance and Operation	\$ -	\$ -	\$ -	\$ -
40e Capital Outlay	\$ -	\$ -	\$ -	\$ -
40f Intergovernmental	\$ -	\$ -	\$ -	\$ -
40g Other -	\$ -	\$ -	\$ -	\$ -
40 Total	\$ -	\$ -	\$ -	\$ -

GENERAL FUND ACCOUNTS COVERING THE PERIOD JULY 1, 2015, to JUNE 30, 2016
ESTIMATE OF NEEDS FOR 2016-2017

FISCAL YEAR ENDING JUNE 30, 2016					Governmental Budget Accounts		
					FISCAL YEAR 2016-2017		
SUPPLEMENTAL ADJUSTMENTS		NET AMOUNT OF APPROPRIATIONS	WARRANTS ISSUED	RESERVES	LAPSED BALANCE KNOWN TO BE UNENCUMBERED	NEEDS AS ESTIMATED BY GOVERNING BOARD	APPROVED BY COUNTY EXCISE BOARD
ADDED	CANCELLED						
\$ -	\$ -	\$ -	\$ -	\$ -	\$ -	\$ -	\$ -
\$ -	\$ -	\$ -	\$ -	\$ -	\$ -	\$ -	\$ -
\$ -	\$ -	\$ -	\$ -	\$ -	\$ -	\$ -	\$ -
\$ -	\$ -	\$ -	\$ -	\$ -	\$ -	\$ -	\$ -
\$ -	\$ -	\$ -	\$ -	\$ -	\$ -	\$ -	\$ -
\$ -	\$ -	\$ -	\$ -	\$ -	\$ -	\$ -	\$ -
\$ -	\$ -	\$ -	\$ -	\$ -	\$ -	\$ -	\$ -
\$ -	\$ -	\$ -	\$ -	\$ -	\$ -	\$ -	\$ -
\$ -	\$ -	\$ -	\$ -	\$ -	\$ -	\$ -	\$ -
\$ -	\$ -	\$ -	\$ -	\$ -	\$ -	\$ -	\$ -
\$ -	\$ -	\$ -	\$ -	\$ -	\$ -	\$ -	\$ -
\$ -	\$ -	\$ -	\$ -	\$ -	\$ -	\$ -	\$ -
\$ -	\$ -	\$ -	\$ -	\$ -	\$ -	\$ -	\$ -
\$ -	\$ -	\$ -	\$ -	\$ -	\$ -	\$ -	\$ -
\$ -	\$ -	\$ -	\$ -	\$ -	\$ -	\$ -	\$ -
\$ -	\$ -	\$ -	\$ -	\$ -	\$ -	\$ -	\$ -
\$ -	\$ -	\$ -	\$ -	\$ -	\$ -	\$ -	\$ -
\$ -	\$ -	\$ -	\$ -	\$ -	\$ -	\$ -	\$ -
\$ -	\$ -	\$ -	\$ -	\$ -	\$ -	\$ -	\$ -
\$ -	\$ -	\$ -	\$ -	\$ -	\$ -	\$ -	\$ -
\$ -	\$ -	\$ -	\$ -	\$ -	\$ -	\$ -	\$ -
\$ -	\$ -	\$ -	\$ -	\$ -	\$ -	\$ -	\$ -
\$ -	\$ -	\$ -	\$ -	\$ -	\$ -	\$ -	\$ -
\$ -	\$ -	\$ -	\$ -	\$ -	\$ -	\$ -	\$ -
\$ -	\$ -	\$ -	\$ -	\$ -	\$ -	\$ -	\$ -
\$ -	\$ -	\$ -	\$ -	\$ -	\$ -	\$ -	\$ -
\$ -	\$ -	\$ -	\$ -	\$ -	\$ -	\$ -	\$ -
\$ -	\$ -	\$ -	\$ -	\$ -	\$ -	\$ -	\$ -
\$ -	\$ -	\$ -	\$ -	\$ -	\$ -	\$ -	\$ -
\$ -	\$ -	\$ -	\$ -	\$ -	\$ -	\$ -	\$ -
\$ -	\$ -	\$ -	\$ -	\$ -	\$ -	\$ -	\$ -
\$ -	\$ -	\$ -	\$ -	\$ -	\$ -	\$ -	\$ -
\$ -	\$ -	\$ -	\$ -	\$ -	\$ -	\$ -	\$ -
\$ -	\$ -	\$ -	\$ -	\$ -	\$ -	\$ -	\$ -
\$ -	\$ -	\$ -	\$ -	\$ -	\$ -	\$ -	\$ -
\$ -	\$ -	\$ -	\$ -	\$ -	\$ -	\$ -	\$ -
\$ -	\$ -	\$ -	\$ -	\$ -	\$ -	\$ -	\$ -
\$ -	\$ -	\$ -	\$ -	\$ -	\$ -	\$ -	\$ -
\$ -	\$ -	\$ -	\$ -	\$ -	\$ -	\$ -	\$ -
\$ -	\$ -	\$ -	\$ -	\$ -	\$ -	\$ -	\$ -
\$ -	\$ -	\$ -	\$ -	\$ -	\$ -	\$ -	\$ -
\$ -	\$ -	\$ -	\$ -	\$ -	\$ -	\$ -	\$ -
\$ -	\$ -	\$ -	\$ -	\$ -	\$ -	\$ -	\$ -
\$ -	\$ -	\$ -	\$ -	\$ -	\$ -	\$ -	\$ -
\$ -	\$ -	\$ -	\$ -	\$ -	\$ -	\$ -	\$ -
\$ -	\$ -	\$ -	\$ -	\$ -	\$ -	\$ -	\$ -
\$ -	\$ -	\$ -	\$ -	\$ -	\$ -	\$ -	\$ -
\$ -	\$ -	\$ -	\$ -	\$ -	\$ -	\$ -	\$ -
\$ -	\$ -	\$ -	\$ -	\$ -	\$ -	\$ -	\$ -
\$ -	\$ -	\$ -	\$ -	\$ -	\$ -	\$ -	\$ -
\$ -	\$ -	\$ -	\$ -	\$ -	\$ -	\$ -	\$ -

GENERAL FUND ACCOUNTS COVERING THE PERIOD JULY 1, 2015, to JUNE 30, 2016
ESTIMATE OF NEEDS FOR 2016-2017

EXHIBIT "A"

4g

Schedule 8(g), Report Of Prior Year's Expenditures				
DEPARTMENTS OF GOVERNMENT APPROPRIATED ACCOUNTS	FISCAL YEAR ENDING JUNE 30, 2015			ORIGINAL APPROPRIATIONS
	RESERVES	WARRANTS	BALANCE	
	6-30-2015	SINCE ISSUED	LAPSED APPROPRIATIONS	
60 Detention Center				
60a Personal Services	\$ -	\$ -	\$ -	\$ -
60b Part Time Help	\$ -	\$ -	\$ -	\$ -
60c Travel	\$ -	\$ -	\$ -	\$ -
60d Maintenance and Operation	\$ 1,015.00	\$ 574.00	\$ 441.00	\$ 560,963.99
60e Capital Outlay	\$ 420.00	\$ -	\$ 420.00	\$ -
60f Intergovernmental	\$ -	\$ -	\$ -	\$ -
60g Other -	\$ -	\$ -	\$ -	\$ -
60h Other -	\$ -	\$ -	\$ -	\$ -
60 Total	\$ 1,435.00	\$ 574.00	\$ 861.00	\$ 560,963.99
61				
61a Personal Services	\$ -	\$ -	\$ -	\$ -
61b Part Time Help	\$ -	\$ -	\$ -	\$ -
61c Travel	\$ -	\$ -	\$ -	\$ -
61d Maintenance and Operation	\$ -	\$ -	\$ -	\$ -
61e Capital Outlay	\$ -	\$ -	\$ -	\$ -
61f Intergovernmental	\$ -	\$ -	\$ -	\$ -
61g Other -	\$ -	\$ -	\$ -	\$ -
61h Other -	\$ -	\$ -	\$ -	\$ -
61 Total	\$ -	\$ -	\$ -	\$ -
62				
62a Personal Services	\$ -	\$ -	\$ -	\$ -
62b Part Time Help	\$ -	\$ -	\$ -	\$ -
62c Travel	\$ -	\$ -	\$ -	\$ -
62d Maintenance and Operation	\$ -	\$ -	\$ -	\$ -
62e Capital Outlay	\$ -	\$ -	\$ -	\$ -
62f Intergovernmental	\$ -	\$ -	\$ -	\$ -
62g Other -	\$ -	\$ -	\$ -	\$ -
62h Other -	\$ -	\$ -	\$ -	\$ -
62 Total	\$ -	\$ -	\$ -	\$ -
63				
63a Personal Services	\$ -	\$ -	\$ -	\$ -
63b Part Time Help	\$ -	\$ -	\$ -	\$ -
63c Travel	\$ -	\$ -	\$ -	\$ -
63d Maintenance and Operation	\$ -	\$ -	\$ -	\$ -
63e Capital Outlay	\$ -	\$ -	\$ -	\$ -
63f Intergovernmental	\$ -	\$ -	\$ -	\$ -
63g Other -	\$ -	\$ -	\$ -	\$ -
63 Total	\$ -	\$ -	\$ -	\$ -
64				
64a Personal Services	\$ -	\$ -	\$ -	\$ -
64b Part Time Help	\$ -	\$ -	\$ -	\$ -
64c Travel	\$ -	\$ -	\$ -	\$ -
64d Maintenance and Operation	\$ -	\$ -	\$ -	\$ -
64e Capital Outlay	\$ -	\$ -	\$ -	\$ -
64f Intergovernmental	\$ -	\$ -	\$ -	\$ -
64g Other -	\$ -	\$ -	\$ -	\$ -
64 Total	\$ -	\$ -	\$ -	\$ -

GENERAL FUND ACCOUNTS COVERING THE PERIOD JULY 1, 2015, to JUNE 30, 2016
ESTIMATE OF NEEDS FOR 2016-2017

EXHIBIT "A"

4h

Schedule 8(h), Report Of Prior Year's Expenditures				
DEPARTMENTS OF GOVERNMENT APPROPRIATED ACCOUNTS	FISCAL YEAR ENDING JUNE 30, 2015			ORIGINAL APPROPRIATIONS
	RESERVES	WARRANTS	BALANCE	
	6-30-2015	SINCE ISSUED	LAPSED APPROPRIATIONS	
65				
65a Personal Services	\$ -	\$ -	\$ -	\$ -
65b Part Time Help	\$ -	\$ -	\$ -	\$ -
65c Travel	\$ -	\$ -	\$ -	\$ -
65d Maintenance and Operation	\$ -	\$ -	\$ -	\$ -
65e Capital Outlay	\$ -	\$ -	\$ -	\$ -
65f Intergovernmental	\$ -	\$ -	\$ -	\$ -
65g Other -	\$ -	\$ -	\$ -	\$ -
65h Other -	\$ -	\$ -	\$ -	\$ -
65 Total	\$ -	\$ -	\$ -	\$ -
66				
66a Personal Services	\$ -	\$ -	\$ -	\$ -
66b Part Time Help	\$ -	\$ -	\$ -	\$ -
66c Travel	\$ -	\$ -	\$ -	\$ -
66d Maintenance and Operation	\$ -	\$ -	\$ -	\$ -
66e Capital Outlay	\$ -	\$ -	\$ -	\$ -
66f Intergovernmental	\$ -	\$ -	\$ -	\$ -
66g Other -	\$ -	\$ -	\$ -	\$ -
66h Other -	\$ -	\$ -	\$ -	\$ -
66 Total	\$ -	\$ -	\$ -	\$ -
67				
67a Personal Services	\$ -	\$ -	\$ -	\$ -
67b Part Time Help	\$ -	\$ -	\$ -	\$ -
67c Travel	\$ -	\$ -	\$ -	\$ -
67d Maintenance and Operation	\$ -	\$ -	\$ -	\$ -
67e Capital Outlay	\$ -	\$ -	\$ -	\$ -
67f Intergovernmental	\$ -	\$ -	\$ -	\$ -
67g Other -	\$ -	\$ -	\$ -	\$ -
67h Other -	\$ -	\$ -	\$ -	\$ -
67 Total	\$ -	\$ -	\$ -	\$ -
68				
68a Personal Services	\$ -	\$ -	\$ -	\$ -
68b Part Time Help	\$ -	\$ -	\$ -	\$ -
68c Travel	\$ -	\$ -	\$ -	\$ -
68d Maintenance and Operation	\$ -	\$ -	\$ -	\$ -
68e Capital Outlay	\$ -	\$ -	\$ -	\$ -
68f Intergovernmental	\$ -	\$ -	\$ -	\$ -
68g Other -	\$ -	\$ -	\$ -	\$ -
68 Total	\$ -	\$ -	\$ -	\$ -
69				
69a Personal Services	\$ -	\$ -	\$ -	\$ -
69b Part Time Help	\$ -	\$ -	\$ -	\$ -
69c Travel	\$ -	\$ -	\$ -	\$ -
69d Maintenance and Operation	\$ -	\$ -	\$ -	\$ -
69e Capital Outlay	\$ -	\$ -	\$ -	\$ -
69f Intergovernmental	\$ -	\$ -	\$ -	\$ -
69g Other -	\$ -	\$ -	\$ -	\$ -
69 Total	\$ -	\$ -	\$ -	\$ -

GENERAL FUND ACCOUNTS COVERING THE PERIOD JULY 1, 2015, to JUNE 30, 2016
ESTIMATE OF NEEDS FOR 2016-2017

FISCAL YEAR ENDING JUNE 30, 2016						Governmental Budget Accounts FISCAL YEAR 2016-2017	
SUPPLEMENTAL ADJUSTMENTS		NET AMOUNT OF APPROPRIATIONS	WARRANTS ISSUED	RESERVES	LAPSED BALANCE	NEEDS AS ESTIMATED BY	APPROVED BY COUNTY
ADDED	CANCELLED				KNOWN TO BE UNENCUMBERED	GOVERNING BOARD	EXCISE BOARD
\$ -	\$ -	\$ -	\$ -	\$ -	\$ -	\$ -	\$ -
\$ -	\$ -	\$ -	\$ -	\$ -	\$ -	\$ -	\$ -
\$ -	\$ -	\$ -	\$ -	\$ -	\$ -	\$ -	\$ -
\$ -	\$ -	\$ -	\$ -	\$ -	\$ -	\$ -	\$ -
\$ -	\$ -	\$ -	\$ -	\$ -	\$ -	\$ -	\$ -
\$ -	\$ -	\$ -	\$ -	\$ -	\$ -	\$ -	\$ -
\$ -	\$ -	\$ -	\$ -	\$ -	\$ -	\$ -	\$ -
\$ -	\$ -	\$ -	\$ -	\$ -	\$ -	\$ -	\$ -
\$ -	\$ -	\$ -	\$ -	\$ -	\$ -	\$ -	\$ -
\$ -	\$ -	\$ -	\$ -	\$ -	\$ -	\$ -	\$ -
\$ -	\$ -	\$ -	\$ -	\$ -	\$ -	\$ -	\$ -
\$ -	\$ -	\$ -	\$ -	\$ -	\$ -	\$ -	\$ -
\$ -	\$ -	\$ -	\$ -	\$ -	\$ -	\$ -	\$ -
\$ -	\$ -	\$ -	\$ -	\$ -	\$ -	\$ -	\$ -
\$ -	\$ -	\$ -	\$ -	\$ -	\$ -	\$ -	\$ -
\$ -	\$ -	\$ -	\$ -	\$ -	\$ -	\$ -	\$ -
\$ -	\$ -	\$ -	\$ -	\$ -	\$ -	\$ -	\$ -
\$ -	\$ -	\$ -	\$ -	\$ -	\$ -	\$ -	\$ -
\$ -	\$ -	\$ -	\$ -	\$ -	\$ -	\$ -	\$ -
\$ -	\$ -	\$ -	\$ -	\$ -	\$ -	\$ -	\$ -
\$ -	\$ -	\$ -	\$ -	\$ -	\$ -	\$ -	\$ -
\$ -	\$ -	\$ -	\$ -	\$ -	\$ -	\$ -	\$ -
\$ -	\$ -	\$ -	\$ -	\$ -	\$ -	\$ -	\$ -
\$ -	\$ -	\$ -	\$ -	\$ -	\$ -	\$ -	\$ -
\$ -	\$ -	\$ -	\$ -	\$ -	\$ -	\$ -	\$ -
\$ -	\$ -	\$ -	\$ -	\$ -	\$ -	\$ -	\$ -
\$ -	\$ -	\$ -	\$ -	\$ -	\$ -	\$ -	\$ -
\$ -	\$ -	\$ -	\$ -	\$ -	\$ -	\$ -	\$ -
\$ -	\$ -	\$ -	\$ -	\$ -	\$ -	\$ -	\$ -
\$ -	\$ -	\$ -	\$ -	\$ -	\$ -	\$ -	\$ -
\$ -	\$ -	\$ -	\$ -	\$ -	\$ -	\$ -	\$ -
\$ -	\$ -	\$ -	\$ -	\$ -	\$ -	\$ -	\$ -
\$ -	\$ -	\$ -	\$ -	\$ -	\$ -	\$ -	\$ -
\$ -	\$ -	\$ -	\$ -	\$ -	\$ -	\$ -	\$ -
\$ -	\$ -	\$ -	\$ -	\$ -	\$ -	\$ -	\$ -
\$ -	\$ -	\$ -	\$ -	\$ -	\$ -	\$ -	\$ -
\$ -	\$ -	\$ -	\$ -	\$ -	\$ -	\$ -	\$ -
\$ -	\$ -	\$ -	\$ -	\$ -	\$ -	\$ -	\$ -

GENERAL FUND ACCOUNTS COVERING THE PERIOD JULY 1, 2015, to JUNE 30, 2016
ESTIMATE OF NEEDS FOR 2016-2017

EXHIBIT "A"

4i

Schedule 8(i), Report Of Prior Year's Expenditures				
DEPARTMENTS OF GOVERNMENT APPROPRIATED ACCOUNTS	FISCAL YEAR ENDING JUNE 30, 2015			ORIGINAL APPROPRIATIONS
	RESERVES	WARRANTS	BALANCE	
	6-30-2015	SINCE ISSUED	LAPSED APPROPRIATIONS	
80 HIGHWAY BUDGET ACCOUNT:				
80a Personal Services	\$ -	\$ -	\$ -	\$ -
80b Part Time Help	\$ -	\$ -	\$ -	\$ -
80c Travel	\$ -	\$ -	\$ -	\$ -
80d Maintenance and Operation	\$ -	\$ -	\$ -	\$ -
80e Capital Outlay	\$ -	\$ -	\$ -	\$ -
80f Intergovernmental	\$ -	\$ -	\$ -	\$ -
80g Other -	\$ -	\$ -	\$ -	\$ -
80h Other -	\$ -	\$ -	\$ -	\$ -
80j Other -	\$ -	\$ -	\$ -	\$ -
80 Total	\$ -	\$ -	\$ -	\$ -
82 COUNTY AUDIT BUDGET ACCOUNT:				
82a Salaries and Expense of Audit and Report	\$ -	\$ -	\$ -	\$ 33,713.37
82b Intergovernmental	\$ -	\$ -	\$ -	\$ -
82c Other -	\$ -	\$ -	\$ -	\$ -
82 Total	\$ -	\$ -	\$ -	\$ 33,713.37
83 COUNTY CEMETARY ACCOUNT:				
83a Personal Services	\$ -	\$ -	\$ -	\$ -
83b Part Time Help	\$ -	\$ -	\$ -	\$ -
83c Travel	\$ -	\$ -	\$ -	\$ -
83d Maintenance and Operation	\$ -	\$ -	\$ -	\$ -
83e Capital Outlay	\$ -	\$ -	\$ -	\$ -
83f Intergovernmental	\$ -	\$ -	\$ -	\$ -
83g Other -	\$ -	\$ -	\$ -	\$ -
83h Other -	\$ -	\$ -	\$ -	\$ -
83 Total	\$ -	\$ -	\$ -	\$ -
84 FREE FAIR BUDGET ACCOUNT:				
84a Personal Services	\$ -	\$ -	\$ -	\$ -
84b Part Time Help	\$ -	\$ -	\$ -	\$ -
84c Travel	\$ -	\$ -	\$ -	\$ -
84d Maintenance and Operation	\$ -	\$ -	\$ -	\$ -
84e Capital Outlay	\$ -	\$ -	\$ -	\$ -
84f Intergovernmental	\$ -	\$ -	\$ -	\$ -
84g Premiums and Awards	\$ -	\$ -	\$ -	\$ -
84h Other -	\$ -	\$ -	\$ -	\$ -
84i Other -	\$ -	\$ -	\$ -	\$ -
84 Total	\$ -	\$ -	\$ -	\$ -
86 FREE FAIR IMPROVEMENT ACCOUNT:				
86a Personal Services	\$ -	\$ -	\$ -	\$ -
86b Part Time Help	\$ -	\$ -	\$ -	\$ -
86c Travel	\$ -	\$ -	\$ -	\$ -
86d Maintenance and Operation	\$ -	\$ -	\$ -	\$ -
86e Capital Outlay	\$ -	\$ -	\$ -	\$ -
86f Intergovernmental	\$ -	\$ -	\$ -	\$ -
86g Other -	\$ -	\$ -	\$ -	\$ -
86h Other -	\$ -	\$ -	\$ -	\$ -
86 Total	\$ -	\$ -	\$ -	\$ -

GENERAL FUND ACCOUNTS COVERING THE PERIOD JULY 1, 2015, to JUNE 30, 2016
ESTIMATE OF NEEDS FOR 2016-2017

FISCAL YEAR ENDING JUNE 30, 2016							Governmental Budget Accounts FISCAL YEAR 2016-2017	
SUPPLEMENTAL ADJUSTMENTS		NET AMOUNT OF APPROPRIATIONS	WARRANTS ISSUED	RESERVES	LAPSED BALANCE	KNOWN TO BE UNENCUMBERED	NEEDS AS ESTIMATED BY GOVERNING BOARD	APPROVED BY COUNTY EXCISE BOARD
ADDED	CANCELLED							
\$ -	\$ -	\$ -	\$ -	\$ -	\$ -	\$ -	\$ -	\$ -
\$ -	\$ -	\$ -	\$ -	\$ -	\$ -	\$ -	\$ -	\$ -
\$ -	\$ -	\$ -	\$ -	\$ -	\$ -	\$ -	\$ -	\$ -
\$ -	\$ -	\$ -	\$ -	\$ -	\$ -	\$ -	\$ -	\$ -
\$ -	\$ -	\$ -	\$ -	\$ -	\$ -	\$ -	\$ -	\$ -
\$ -	\$ -	\$ -	\$ -	\$ -	\$ -	\$ -	\$ -	\$ -
\$ -	\$ -	\$ -	\$ -	\$ -	\$ -	\$ -	\$ -	\$ -
\$ -	\$ -	\$ -	\$ -	\$ -	\$ -	\$ -	\$ -	\$ -
\$ -	\$ -	\$ -	\$ -	\$ -	\$ -	\$ -	\$ -	\$ -
\$ -	\$ -	\$ -	\$ -	\$ -	\$ -	\$ -	\$ -	\$ -
\$ -	\$ -	\$ -	\$ -	\$ -	\$ -	\$ -	\$ -	\$ -
\$ -	\$ -	\$ -	\$ -	\$ -	\$ -	\$ -	\$ -	\$ -
\$ -	\$ -	\$ -	\$ -	\$ -	\$ -	\$ -	\$ -	\$ -
\$ -	\$ -	\$ -	\$ -	\$ -	\$ -	\$ -	\$ -	\$ -
\$ -	\$ -	\$ -	\$ -	\$ -	\$ -	\$ -	\$ -	\$ -
\$ -	\$ -	\$ -	\$ -	\$ -	\$ -	\$ -	\$ -	\$ -
\$ -	\$ -	\$ -	\$ -	\$ -	\$ -	\$ -	\$ -	\$ -
\$ -	\$ -	\$ 33,713.37	\$ 33,713.37	\$ -	\$ -	\$ -	\$ 17,063.20	\$ 17,063.20
\$ -	\$ -	\$ -	\$ -	\$ -	\$ -	\$ -	\$ -	\$ -
\$ -	\$ -	\$ -	\$ -	\$ -	\$ -	\$ -	\$ -	\$ -
\$ -	\$ -	\$ 33,713.37	\$ 33,713.37	\$ -	\$ -	\$ -	\$ 17,063.20	\$ 17,063.20
\$ -	\$ -	\$ -	\$ -	\$ -	\$ -	\$ -	\$ -	\$ -
\$ -	\$ -	\$ -	\$ -	\$ -	\$ -	\$ -	\$ -	\$ -
\$ -	\$ -	\$ -	\$ -	\$ -	\$ -	\$ -	\$ -	\$ -
\$ -	\$ -	\$ -	\$ -	\$ -	\$ -	\$ -	\$ -	\$ -
\$ -	\$ -	\$ -	\$ -	\$ -	\$ -	\$ -	\$ -	\$ -
\$ -	\$ -	\$ -	\$ -	\$ -	\$ -	\$ -	\$ -	\$ -
\$ -	\$ -	\$ -	\$ -	\$ -	\$ -	\$ -	\$ -	\$ -
\$ -	\$ -	\$ -	\$ -	\$ -	\$ -	\$ -	\$ -	\$ -
\$ -	\$ -	\$ -	\$ -	\$ -	\$ -	\$ -	\$ -	\$ -
\$ -	\$ -	\$ -	\$ -	\$ -	\$ -	\$ -	\$ -	\$ -
\$ -	\$ -	\$ -	\$ -	\$ -	\$ -	\$ -	\$ -	\$ -
\$ -	\$ -	\$ -	\$ -	\$ -	\$ -	\$ -	\$ -	\$ -
\$ -	\$ -	\$ -	\$ -	\$ -	\$ -	\$ -	\$ -	\$ -
\$ -	\$ -	\$ -	\$ -	\$ -	\$ -	\$ -	\$ -	\$ -
\$ -	\$ -	\$ -	\$ -	\$ -	\$ -	\$ -	\$ -	\$ -
\$ -	\$ -	\$ -	\$ -	\$ -	\$ -	\$ -	\$ -	\$ -
\$ -	\$ -	\$ -	\$ -	\$ -	\$ -	\$ -	\$ -	\$ -
\$ -	\$ -	\$ -	\$ -	\$ -	\$ -	\$ -	\$ -	\$ -
\$ -	\$ -	\$ -	\$ -	\$ -	\$ -	\$ -	\$ -	\$ -
\$ -	\$ -	\$ -	\$ -	\$ -	\$ -	\$ -	\$ -	\$ -
\$ -	\$ -	\$ -	\$ -	\$ -	\$ -	\$ -	\$ -	\$ -
\$ -	\$ -	\$ -	\$ -	\$ -	\$ -	\$ -	\$ -	\$ -
\$ -	\$ -	\$ -	\$ -	\$ -	\$ -	\$ -	\$ -	\$ -
\$ -	\$ -	\$ -	\$ -	\$ -	\$ -	\$ -	\$ -	\$ -
\$ -	\$ -	\$ -	\$ -	\$ -	\$ -	\$ -	\$ -	\$ -
\$ -	\$ -	\$ -	\$ -	\$ -	\$ -	\$ -	\$ -	\$ -

GENERAL FUND ACCOUNTS COVERING THE PERIOD JULY 1, 2015, to JUNE 30, 2016
ESTIMATE OF NEEDS FOR 2016-2017

EXHIBIT "A"

4j

Schedule 8(j), Report Of Prior Year's Expenditures				
DEPARTMENTS OF GOVERNMENT APPROPRIATED ACCOUNTS	FISCAL YEAR ENDING JUNE 30, 2015			ORIGINAL APPROPRIATIONS
	RESERVES	WARRANTS	BALANCE	
	6-30-2015	SINCE ISSUED	LAPSED APPROPRIATIONS	
87 LIBRARY BUDGET ACCOUNT:				
87a Personal Services	\$ -	\$ -	\$ -	\$ -
87b Part Time Help	\$ -	\$ -	\$ -	\$ -
87c Travel	\$ -	\$ -	\$ -	\$ -
87d Maintenance and Operation	\$ -	\$ -	\$ -	\$ -
87e Capital Outlay	\$ -	\$ -	\$ -	\$ -
87f Intergovernmental	\$ -	\$ -	\$ -	\$ -
87g Other -	\$ -	\$ -	\$ -	\$ -
87 Total	\$ -	\$ -	\$ -	\$ -
88 PUBLIC HEALTH BUDGET ACCOUNT:				
88a Personal Services	\$ -	\$ -	\$ -	\$ -
88b Part Time Help	\$ -	\$ -	\$ -	\$ -
88c Travel	\$ -	\$ -	\$ -	\$ -
88d Maintenance and Operation	\$ -	\$ -	\$ -	\$ -
88e Capital Outlay	\$ -	\$ -	\$ -	\$ -
88f Intergovernmental	\$ -	\$ -	\$ -	\$ -
88g Other -	\$ -	\$ -	\$ -	\$ -
88h Other -	\$ -	\$ -	\$ -	\$ -
88 Total	\$ -	\$ -	\$ -	\$ -
89 COUNTY HOSPITAL BUDGET ACCOUNT:				
89a Personal Services	\$ -	\$ -	\$ -	\$ -
89b Part Time Help	\$ -	\$ -	\$ -	\$ -
89c Travel	\$ -	\$ -	\$ -	\$ -
89d Maintenance and Operation	\$ -	\$ -	\$ -	\$ -
89e Capital Outlay	\$ -	\$ -	\$ -	\$ -
89f Intergovernmental	\$ -	\$ -	\$ -	\$ -
89g Other -	\$ -	\$ -	\$ -	\$ -
89h Other -	\$ -	\$ -	\$ -	\$ -
89 Total	\$ -	\$ -	\$ -	\$ -
90 CHILD GUIDANCE CLINIC				
90a Personal Services	\$ -	\$ -	\$ -	\$ -
90b Part Time Help	\$ -	\$ -	\$ -	\$ -
90c Travel	\$ -	\$ -	\$ -	\$ -
90d Maintenance and Operation	\$ -	\$ -	\$ -	\$ -
90e Capital Outlay	\$ -	\$ -	\$ -	\$ -
90f Intergovernmental	\$ -	\$ -	\$ -	\$ -
90g Other -	\$ -	\$ -	\$ -	\$ -
90 Total	\$ -	\$ -	\$ -	\$ -
91 TICK ERADICATION ACCOUNT:				
91a Personal Services	\$ -	\$ -	\$ -	\$ -
91b Part Time Help	\$ -	\$ -	\$ -	\$ -
91c Travel	\$ -	\$ -	\$ -	\$ -
91d Maintenance and Operation	\$ -	\$ -	\$ -	\$ -
91e Capital Outlay	\$ -	\$ -	\$ -	\$ -
91f Intergovernmental	\$ -	\$ -	\$ -	\$ -
91g Other -	\$ -	\$ -	\$ -	\$ -
91h Other -	\$ -	\$ -	\$ -	\$ -
91 Total	\$ -	\$ -	\$ -	\$ -

GENERAL FUND ACCOUNTS COVERING THE PERIOD JULY 1, 2015, to JUNE 30, 2016
 ESTIMATE OF NEEDS FOR 2016-2017

FISCAL YEAR ENDING JUNE 30, 2016					Governmental Budget Accounts		
					FISCAL YEAR 2016-2017		
SUPPLEMENTAL		NET AMOUNT	WARRANTS	RESERVES	LAPSED	NEEDS AS	APPROVED BY
ADJUSTMENTS		OF	ISSUED		BALANCE	ESTIMATED BY	COUNTY
APPROPRIATIONS					KNOWN TO BE	GOVERNING	EXCISE BOARD
ADDED	CANCELLED				UNENCUMBERED	BOARD	
\$ -	\$ -	\$ -	\$ -	\$ -	\$ -	\$ -	\$ -
\$ -	\$ -	\$ -	\$ -	\$ -	\$ -	\$ -	\$ -
\$ -	\$ -	\$ -	\$ -	\$ -	\$ -	\$ -	\$ -
\$ -	\$ -	\$ -	\$ -	\$ -	\$ -	\$ -	\$ -
\$ -	\$ -	\$ -	\$ -	\$ -	\$ -	\$ -	\$ -
\$ -	\$ -	\$ -	\$ -	\$ -	\$ -	\$ -	\$ -
\$ -	\$ -	\$ -	\$ -	\$ -	\$ -	\$ -	\$ -
\$ -	\$ -	\$ -	\$ -	\$ -	\$ -	\$ -	\$ -
\$ -	\$ -	\$ -	\$ -	\$ -	\$ -	\$ -	\$ -
\$ -	\$ -	\$ -	\$ -	\$ -	\$ -	\$ -	\$ -
\$ -	\$ -	\$ -	\$ -	\$ -	\$ -	\$ -	\$ -
\$ -	\$ -	\$ -	\$ -	\$ -	\$ -	\$ -	\$ -
\$ -	\$ -	\$ -	\$ -	\$ -	\$ -	\$ -	\$ -
\$ -	\$ -	\$ -	\$ -	\$ -	\$ -	\$ -	\$ -
\$ -	\$ -	\$ -	\$ -	\$ -	\$ -	\$ -	\$ -
\$ -	\$ -	\$ -	\$ -	\$ -	\$ -	\$ -	\$ -
\$ -	\$ -	\$ -	\$ -	\$ -	\$ -	\$ -	\$ -
\$ -	\$ -	\$ -	\$ -	\$ -	\$ -	\$ -	\$ -
\$ -	\$ -	\$ -	\$ -	\$ -	\$ -	\$ -	\$ -
\$ -	\$ -	\$ -	\$ -	\$ -	\$ -	\$ -	\$ -
\$ -	\$ -	\$ -	\$ -	\$ -	\$ -	\$ -	\$ -
\$ -	\$ -	\$ -	\$ -	\$ -	\$ -	\$ -	\$ -
\$ -	\$ -	\$ -	\$ -	\$ -	\$ -	\$ -	\$ -
\$ -	\$ -	\$ -	\$ -	\$ -	\$ -	\$ -	\$ -
\$ -	\$ -	\$ -	\$ -	\$ -	\$ -	\$ -	\$ -
\$ -	\$ -	\$ -	\$ -	\$ -	\$ -	\$ -	\$ -
\$ -	\$ -	\$ -	\$ -	\$ -	\$ -	\$ -	\$ -
\$ -	\$ -	\$ -	\$ -	\$ -	\$ -	\$ -	\$ -
\$ -	\$ -	\$ -	\$ -	\$ -	\$ -	\$ -	\$ -
\$ -	\$ -	\$ -	\$ -	\$ -	\$ -	\$ -	\$ -
\$ -	\$ -	\$ -	\$ -	\$ -	\$ -	\$ -	\$ -
\$ -	\$ -	\$ -	\$ -	\$ -	\$ -	\$ -	\$ -
\$ -	\$ -	\$ -	\$ -	\$ -	\$ -	\$ -	\$ -
\$ -	\$ -	\$ -	\$ -	\$ -	\$ -	\$ -	\$ -
\$ -	\$ -	\$ -	\$ -	\$ -	\$ -	\$ -	\$ -
\$ -	\$ -	\$ -	\$ -	\$ -	\$ -	\$ -	\$ -
\$ -	\$ -	\$ -	\$ -	\$ -	\$ -	\$ -	\$ -
\$ -	\$ -	\$ -	\$ -	\$ -	\$ -	\$ -	\$ -
\$ -	\$ -	\$ -	\$ -	\$ -	\$ -	\$ -	\$ -
\$ -	\$ -	\$ -	\$ -	\$ -	\$ -	\$ -	\$ -
\$ -	\$ -	\$ -	\$ -	\$ -	\$ -	\$ -	\$ -
\$ -	\$ -	\$ -	\$ -	\$ -	\$ -	\$ -	\$ -

GENERAL FUND ACCOUNTS COVERING THE PERIOD JULY 1, 2015, to JUNE 30, 2016
ESTIMATE OF NEEDS FOR 2016-2017

EXHIBIT "A"

4k

Schedule 8(k), Report Of Prior Year's Expenditures				
DEPARTMENTS OF GOVERNMENT APPROPRIATED ACCOUNTS	FISCAL YEAR ENDING JUNE 30, 2015			ORIGINAL APPROPRIATIONS
	RESERVES	WARRANTS	BALANCE	
	6-30-2015	SINCE ISSUED	LAPSED APPROPRIATIONS	
92 BUILDING MAINTENANCE ACCOUNT:				
92a Personal Services	\$ -	\$ -	\$ -	\$ -
92b Part Time Help	\$ -	\$ -	\$ -	\$ -
92c Travel	\$ -	\$ -	\$ -	\$ -
92d Maintenance and Operation	\$ -	\$ -	\$ -	\$ -
92e Capital Outlay	\$ -	\$ -	\$ -	\$ -
92f Intergovernmental	\$ -	\$ -	\$ -	\$ -
92g Other -	\$ -	\$ -	\$ -	\$ -
92h Other -	\$ -	\$ -	\$ -	\$ -
92j Other -	\$ -	\$ -	\$ -	\$ -
92 Total	\$ -	\$ -	\$ -	\$ -
93				
93a Personal Services	\$ -	\$ -	\$ -	\$ -
93b Part Time Help	\$ -	\$ -	\$ -	\$ -
93c Travel	\$ -	\$ -	\$ -	\$ -
93d Maintenance and Operation	\$ -	\$ -	\$ -	\$ -
93e Capital Outlay	\$ -	\$ -	\$ -	\$ -
93f Intergovernmental	\$ -	\$ -	\$ -	\$ -
93g Other -	\$ -	\$ -	\$ -	\$ -
93h Other -	\$ -	\$ -	\$ -	\$ -
93 Total	\$ -	\$ -	\$ -	\$ -
94				
94a Personal Services	\$ -	\$ -	\$ -	\$ -
94b Part Time Help	\$ -	\$ -	\$ -	\$ -
94c Travel	\$ -	\$ -	\$ -	\$ -
94d Maintenance and Operation	\$ -	\$ -	\$ -	\$ -
94e Capital Outlay	\$ -	\$ -	\$ -	\$ -
94f Intergovernmental	\$ -	\$ -	\$ -	\$ -
94g Other -	\$ -	\$ -	\$ -	\$ -
94h Other -	\$ -	\$ -	\$ -	\$ -
94 Total	\$ -	\$ -	\$ -	\$ -
98 OTHER USE:				
98a Other Deductions	\$ -	\$ -	\$ -	\$ -
98 Total	\$ -	\$ -	\$ -	\$ -
TOTAL GENERAL FUND ACCOUNT				
	\$ 29,978.22	\$ 22,209.07	\$ 7,769.15	\$ 2,999,453.20
SUBJECT TO WARRANT ISSUE:				
99 Provision for Interest on Warrants	\$ -	\$ -	\$ -	\$ -
GRAND TOTAL GENERAL FUND	\$ 29,978.22	\$ 22,209.07	\$ 7,769.15	\$ 2,999,453.20

ESTIMATE OF NEEDS FOR THE FISCAL YEAR
PURPOSE:
Current Expense
Pro rata share of County Assessor's Budget as determined by County Excise Board
(This amount is included in the appropriated account "17 Revaluation of Real Property".)
GRAND TOTAL - General Fund

HIGHWAY FUND ACCOUNTS COVERING THE PERIOD JULY 1, 2015, to JUNE 30, 2016
ESTIMATE OF NEEDS FOR 2016-2017

EXHIBIT "D"

1

Schedule 1, Current Balance Sheet - June 30, 2016	
	Amount
ASSETS:	
Cash Balance June 30, 2016	\$ 1,514,244.76
Investments	\$ -
TOTAL ASSETS	\$ 1,514,244.76
LIABILITIES AND RESERVES:	
Warrants Outstanding	\$ 74,517.79
Reserve for Interest on Warrants	\$ -
Reserves From Schedule 8	\$ 107,754.42
TOTAL LIABILITIES AND RESERVES	\$ 182,272.21
CASH FUND BALANCE JUNE 30, 2016	\$ 1,332,970.63
TOTAL LIABILITIES, RESERVES AND CASH FUND BALANCE	\$ 1,515,242.84

Schedule 5, Expenditures Highway Fund Cash Accounts of Current and All Prior Years	
CURRENT AND ALL PRIOR YEARS	2015-2016
Cash Balance Reported to Excise Board 6-30-2015	\$ 1,338,365.90
Cash Fund Balance Transferred Out	\$ (592.15)
Cash Fund Balance Transferred In	\$ -
Adjusted Cash Balance	\$ 1,337,773.75
Miscellaneous Revenue (Schedule 4)	\$ 4,387,719.91
Cash Fund Balance Forward From Preceding Year	\$ 20,965.34
Prior Expenditures Recovered	\$ -
TOTAL RECEIPTS	\$ 4,408,685.25
TOTAL RECEIPTS AND BALANCE	\$ 5,746,459.00
Warrants of Year in Caption	\$ 4,232,214.24
Interest Paid Thereon	\$ -
TOTAL DISBURSEMENTS	\$ 4,232,214.24
CASH BALANCE JUNE 30, 2016	\$ 1,514,244.76
Reserve for Warrants Outstanding	\$ 73,519.71
Reserve for Interest on Warrants	\$ -
Reserves From Schedule 8	\$ 107,754.42
TOTAL LIABILITIES AND RESERVE	\$ 181,274.13
DEFICIT: (Red Figure)	\$ -
CASH BALANCE FORWARD TO SUCCEEDING YEAR	\$ 1,332,970.63

Schedule 6, General Fund Warrant Account of Current and All Prior Years	
CURRENT AND ALL PRIOR YEARS	TOTAL
Warrants Outstanding 6-30-2015 of Year in Caption	\$ 204,766.59
Warrants Registered During Year	\$ 4,403,903.14
TOTAL	\$ 4,608,669.73
Warrants Paid During Year	\$ 4,534,151.94
Warrants Converted to Bonds or Judgements	\$ -
Warrants Cancelled	\$ -
Warrants Estopped by Statute	\$ -
TOTAL WARRANTS RETIRED	\$ 4,534,151.94
BALANCE WARRANTS OUTSTANDING JUNE 30, 2016	\$ 74,517.79

HIGHWAY FUND ACCOUNTS COVERING THE PERIOD JULY 1, 2015, to JUNE 30, 2016
ESTIMATE OF NEEDS FOR 2016-2017

Schedule 2, Revenue and Requirements - 2016-2017		
	Detail	Total
REVENUE:		
Cash Balance June 30, 2015	\$ 1,337,773.75	
Cash Fund Balance Transferred From Prior Years	\$ 20,965.34	
Miscellaneous Revenue Apportioned	\$ 4,387,719.91	
TOTAL REVENUE		\$ 5,746,459.00
REQUIREMENTS:		
Claims Paid by Warrants Issued & Transfer Fees Apportioned	\$ 4,305,733.95	
Reserves From Schedule 8	\$ 107,754.42	
Interest Paid on Warrants	\$ -	
Reserve for Interest on Warrants	\$ -	
TOTAL REQUIREMENTS		\$ 4,413,488.37
ADD: CASH FUND BALANCE AS PER BALANCE SHEET 6-30-2016		\$ 1,332,970.63
TOTAL REQUIREMENTS AND CASH FUND BALANCE		\$ 5,746,459.00

Schedule 5, (Continued)						
2014-2015	2013-2014	2012-2013	2011-2012	2010-2011	2009-2010	TOTAL
\$ 323,901.12	\$ -	\$ -	\$ -	\$ -	\$ -	\$ 1,662,267.02
\$ -	\$ -	\$ -	\$ -	\$ -	\$ -	\$ (592.15)
\$ -	\$ -	\$ -	\$ -	\$ -	\$ -	\$ -
\$ 323,901.12	\$ -	\$ -	\$ -	\$ -	\$ -	\$ 1,661,674.87
\$ -	\$ -	\$ -	\$ -	\$ -	\$ -	\$ 4,387,719.91
\$ -	\$ -	\$ -	\$ -	\$ -	\$ -	\$ 20,965.34
\$ -	\$ -	\$ -	\$ -	\$ -	\$ -	\$ -
\$ -	\$ -	\$ -	\$ -	\$ -	\$ -	\$ 4,408,685.25
\$ 323,901.12	\$ -	\$ -	\$ -	\$ -	\$ -	\$ 6,070,360.12
\$ 301,937.70	\$ -	\$ -	\$ -	\$ -	\$ -	\$ 4,534,151.94
\$ -	\$ -	\$ -	\$ -	\$ -	\$ -	\$ -
\$ 301,937.70	\$ -	\$ -	\$ -	\$ -	\$ -	\$ 4,534,151.94
\$ 21,963.42	\$ -	\$ -	\$ -	\$ -	\$ -	\$ 1,536,208.18
\$ 998.08	\$ -	\$ -	\$ -	\$ -	\$ -	\$ 74,517.79
\$ -	\$ -	\$ -	\$ -	\$ -	\$ -	\$ -
\$ -	\$ -	\$ -	\$ -	\$ -	\$ -	\$ 107,754.42
\$ 998.08	\$ -	\$ -	\$ -	\$ -	\$ -	\$ 182,272.21
\$ -	\$ -	\$ -	\$ -	\$ -	\$ -	\$ -
\$ 20,965.34	\$ -	\$ -	\$ -	\$ -	\$ -	\$ 1,353,935.97

Schedule 6, (Continued)						
2015-2016	2014-2015	2013-2014	2012-2013	2011-2012	2010-2011	2009-2010
\$ -	\$ 204,766.59	\$ -	\$ -	\$ -	\$ -	\$ -
\$ 4,305,733.95	\$ 98,169.19	\$ -	\$ -	\$ -	\$ -	\$ -
\$ 4,305,733.95	\$ 302,935.78	\$ -	\$ -	\$ -	\$ -	\$ -
\$ 4,232,214.24	\$ 301,937.70	\$ -	\$ -	\$ -	\$ -	\$ -
\$ -	\$ -	\$ -	\$ -	\$ -	\$ -	\$ -
\$ -	\$ -	\$ -	\$ -	\$ -	\$ -	\$ -
\$ -	\$ -	\$ -	\$ -	\$ -	\$ -	\$ -
\$ 4,232,214.24	\$ 301,937.70	\$ -	\$ -	\$ -	\$ -	\$ -
\$ 73,519.71	\$ 998.08	\$ -	\$ -	\$ -	\$ -	\$ -

HIGHWAY FUND ACCOUNTS COVERING THE PERIOD JULY 1, 2015, to JUNE 30, 2016
ESTIMATE OF NEEDS FOR 2016-2017

EXHIBIT "D"

2a

SOURCE	2015-2016 ACCOUNT	
	AMOUNT ESTIMATED	ACTUALLY COLLECTED
Schedule 4, Miscellaneous Revenue		
1000 CHARGES FOR SERVICES		
1116 County Engineer Fees	\$ -	\$ -
1118 Other -	\$ -	\$ -
1119 Other -	\$ -	\$ -
1120 Other -	\$ -	\$ -
Total Charges For Services	\$ -	\$ -
INTERGOVERNMENTAL REVENUES:		
2000 INTERGOVERNMENTAL REVENUES - LOCAL SOURCES:		
2118 O.S.U. Extension Reimbursement	\$ -	\$ -
2121 Highway Budget Account Miscellaneous	\$ -	\$ -
2122 Local Participation (Project)	\$ -	\$ -
2123 Other -	\$ -	\$ -
2124 Other -	\$ -	\$ -
Total - Local Sources	\$ -	\$ -
3000 INTERGOVERNMENTAL REVENUES - STATE SOURCES:		
3120 County Sales Tax - OTC	\$ -	\$ -
3121 OTC- (0912) Gross Production Tax For Roads - Unrestricted	\$ -	\$ 907,451.53
3122 OTC- (1212) Diesel Fuel T68 Sec 500.7 4B For Roads - Unrestricted	\$ -	\$ 466,164.12
3123 OTC- (2012) Diesel Fuel T68 Sec 500.7 4D For Roads - Unrestricted	\$ -	\$ -
3124 OTC- (1612) Diesel Fuel - Restricted Road Maintenance - Primary	\$ -	\$ -
3125 OTC- (1112) Diesel Fuel T68 Sec 500.7 4C For Roads - Restricted	\$ -	\$ -
3126 OTC- (1012) Diesel Fuel T68 Sec 500.7 4A For Roads - Unrestricted	\$ -	\$ -
3127 OTC- (0312) Gas Excise T68 Sec 500.6 4D For Roads - Unrestricted	\$ -	\$ 1,559,319.78
3128 OTC- (1412) Gas Excise T68 Sec 500.6 4B For Roads - Unrestricted	\$ -	\$ -
3129 OTC- (2112) Gas Excise T68 Sec 500.6 4E For Roads - Unrestricted	\$ -	\$ -
3130 OTC- (1712) Gas Excise - Restricted Road Maintenance - Primary	\$ -	\$ -
3131 OTC- (0212) Gas Excise T68 Sec 500.6 4C For Roads - Restricted	\$ -	\$ -
3132 OTC- (0112) Gas Excise T68 Sec 500.6 4A For Roads - Unrestricted	\$ -	\$ -
3133 OTC- (0612) Special Fuel Use Tax 1/2¢ For Roads - Unrestricted	\$ -	\$ 340.88
3134 OTC- (0712) Special Fuel .06¢ HB1061 For Roads -Unrestricted	\$ -	\$ -
3135 OTC- (0512) Special Fuel Tax 1¢ HB549 For Roads - Unrestricted	\$ -	\$ -
3136 OTC- (COR) Special Fuel 1/2¢ HB1450 For Roads - Unrestricted	\$ -	\$ -
3137 OTC- (1912) Special Fuel-Restricted Road Maintenance - Primary	\$ -	\$ -
3138 OTC- (0412) Special Fuel Use Tax .065¢ For Roads - Unrestricted	\$ -	\$ -
3139 OTC- (0812) Motor Vehicle Collections For Roads - Unrestricted	\$ -	\$ 852,105.03
3140 OTC- (1812) Motor Vehicle Collections / County Roads - Restricted	\$ -	\$ 304,827.63
3141 OTC- (1312) Motor Vehicle Collections / Roads CRIF - Unrestricted	\$ -	\$ 185.56
3142 OTC- () Other - Highway fees	\$ -	\$ 225,469.97
3143 OTC- () Other -	\$ -	\$ -
3143 OTC- () Other -	\$ -	\$ -
Sub-Total - OTC	\$ -	\$ 4,315,864.50
3219 State Grants	\$ -	\$ -
3221 Civil Defense Reimbursement	\$ -	\$ -
3222 Emergency Management Reimbursement	\$ -	\$ -
3224 Tick Et Total Miscellaneous Revenue	\$ -	\$ -
3226 State Participation (Project)	\$ -	\$ -
3227 Other -	\$ -	\$ -
3228 Other -	\$ -	\$ -
Total State Sources	\$ -	\$ 4,315,864.50

Continued on page 2b

Friday, September 02, 2016

HIGHWAY FUND ACCOUNTS COVERING THE PERIOD JULY 1, 2015, to JUNE 30, 2016
ESTIMATE OF NEEDS FOR 2016-2017

2015-2016 ACCOUNT OVER (UNDER)	BASIS AND LIMIT OF ENSUING ESTIMATE	2016-2017 ACCOUNT		
		CHARGEABLE INCOME	ESTIMATED BY GOVERNING BOARD	APPROVED BY EXCISE BOARD
\$ -	90.00%	\$ -	\$ -	\$ -
\$ -	90.00%	\$ -	\$ -	\$ -
\$ -	90.00%	\$ -	\$ -	\$ -
\$ -	90.00%	\$ -	\$ -	\$ -
\$ -		\$ -	\$ -	\$ -
\$ -				
\$ -	90.00%	\$ -	\$ -	\$ -
\$ -	90.00%	\$ -	\$ -	\$ -
\$ -	90.00%	\$ -	\$ -	\$ -
\$ -	90.00%	\$ -	\$ -	\$ -
\$ -	90.00%	\$ -	\$ -	\$ -
\$ -		\$ -	\$ -	\$ -
\$ -	90.00%	\$ -	\$ -	\$ -
\$ 907,451.53	0.00%	\$ -	\$ -	\$ -
\$ 466,164.12	0.00%	\$ -	\$ -	\$ -
\$ -	90.00%	\$ -	\$ -	\$ -
\$ -	90.00%	\$ -	\$ -	\$ -
\$ -	90.00%	\$ -	\$ -	\$ -
\$ -	90.00%	\$ -	\$ -	\$ -
\$ 1,559,319.78	0.00%	\$ -	\$ -	\$ -
\$ -	90.00%	\$ -	\$ -	\$ -
\$ -	90.00%	\$ -	\$ -	\$ -
\$ -	90.00%	\$ -	\$ -	\$ -
\$ -	90.00%	\$ -	\$ -	\$ -
\$ -	90.00%	\$ -	\$ -	\$ -
\$ -	90.00%	\$ -	\$ -	\$ -
\$ -	90.00%	\$ -	\$ -	\$ -
\$ -	90.00%	\$ -	\$ -	\$ -
\$ -	90.00%	\$ -	\$ -	\$ -
\$ -	90.00%	\$ -	\$ -	\$ -
\$ -	90.00%	\$ -	\$ -	\$ -
\$ 852,105.03	0.00%	\$ -	\$ -	\$ -
\$ 304,827.63	0.00%	\$ -	\$ -	\$ -
\$ 185.56	0.00%	\$ -	\$ -	\$ -
\$ 225,469.97	0.00%	\$ -	\$ -	\$ -
\$ -	90.00%	\$ -	\$ -	\$ -
\$ -	90.00%	\$ -	\$ -	\$ -
\$ 4,315,864.50		\$ -	\$ -	\$ -
\$ -	90.00%	\$ -	\$ -	\$ -
\$ -	90.00%	\$ -	\$ -	\$ -
\$ -	90.00%	\$ -	\$ -	\$ -
\$ -	90.00%	\$ -	\$ -	\$ -
\$ -	90.00%	\$ -	\$ -	\$ -
\$ -	90.00%	\$ -	\$ -	\$ -
\$ -	90.00%	\$ -	\$ -	\$ -
\$ 4,315,864.50		\$ -	\$ -	\$ -

HIGHWAY FUND ACCOUNTS COVERING THE PERIOD JULY 1, 2015, to JUNE 30, 2016
ESTIMATE OF NEEDS FOR 2016-2017

EXHIBIT "D"

2b

Schedule 4, Miscellaneous Revenue		
SOURCE	2015-2016 ACCOUNT	
	AMOUNT	ACTUALLY
	ESTIMATED	COLLECTED
Continued from page 2a		
4000 INTERGOVERNMENTAL REVENUES - FEDERAL SOURCES:		
4112 Federal Grants	\$ -	\$ -
4113 J.T.P.A. Salary Reimbursement	\$ -	\$ -
4114 Federal Emergency Management Agency (FEMA)	\$ -	\$ -
4115 Federal Participation (Project)	\$ -	\$ -
4116 Other -	\$ -	\$ -
4117 Other -	\$ -	\$ -
Total Federal Sources	\$ -	\$ -
Grand Total Intergovernmental Revenues	\$ -	\$ 4,315,864.50
5000 MISCELLANEOUS REVENUE:		
5111 Interest on Investments	\$ -	\$ -
5112 Rental or Lease of County Property	\$ -	\$ -
5113 Sale of County Property	\$ -	\$ -
5114 Royalty	\$ -	\$ -
5116 Insurance Recoveries	\$ -	\$ -
5117 Insurance Reimbursement	\$ -	\$ -
5126 Vending Machine Commissions	\$ -	\$ -
5127 Other Concessions	\$ -	\$ -
5129 Refunds and Reimbursements	\$ -	\$ 71,635.90
5130 Other -	\$ -	\$ 219.51
5131 Other -	\$ -	\$ -
Total Miscellaneous Revenue	\$ -	\$ 71,855.41
6000 NON-REVENUE RECEIPTS:		
6111 Contributions from Other Funds	\$ -	\$ -
Grand Total Highway Fund	\$ -	\$ 4,387,719.91

Schedule 9, Highway Fund Investments						
INVESTED IN	Investments on Hand June 30, 2015	Since Purchased	LIQUIDATIONS		Barred by Court Order	Investments on Hand June 30, 2016
			By Collections of Cost	Amortized Premium		
	\$ -	\$ -	\$ -	\$ -	\$ -	\$ -
	\$ -	\$ -	\$ -	\$ -	\$ -	\$ -
	\$ -	\$ -	\$ -	\$ -	\$ -	\$ -
	\$ -	\$ -	\$ -	\$ -	\$ -	\$ -
	\$ -	\$ -	\$ -	\$ -	\$ -	\$ -
	\$ -	\$ -	\$ -	\$ -	\$ -	\$ -
	\$ -	\$ -	\$ -	\$ -	\$ -	\$ -
	\$ -	\$ -	\$ -	\$ -	\$ -	\$ -
	\$ -	\$ -	\$ -	\$ -	\$ -	\$ -
TOTAL INVESTMENTS	\$ -	\$ -	\$ -	\$ -	\$ -	\$ -

HIGHWAY FUND ACCOUNTS COVERING THE PERIOD JULY 1, 2015, to JUNE 30, 2016
ESTIMATE OF NEEDS FOR 2016-2017

2015-2016 ACCOUNT OVER (UNDER)	BASIS AND LIMIT OF ENSUING ESTIMATE	2016-2017 ACCOUNT		
		CHARGEABLE INCOME	ESTIMATED BY GOVERNING BOARD	APPROVED BY EXCISE BOARD
\$ -	90.00%	\$ -	\$ -	\$ -
\$ -	90.00%	\$ -	\$ -	\$ -
\$ -	90.00%	\$ -	\$ -	\$ -
\$ -	90.00%	\$ -	\$ -	\$ -
\$ -	90.00%	\$ -	\$ -	\$ -
\$ -	90.00%	\$ -	\$ -	\$ -
\$ -	90.00%	\$ -	\$ -	\$ -
\$ 4,315,864.50		\$ -	\$ -	\$ -
\$ -	90.00%	\$ -	\$ -	\$ -
\$ -	90.00%	\$ -	\$ -	\$ -
\$ -	90.00%	\$ -	\$ -	\$ -
\$ -	90.00%	\$ -	\$ -	\$ -
\$ -	90.00%	\$ -	\$ -	\$ -
\$ -	90.00%	\$ -	\$ -	\$ -
\$ -	90.00%	\$ -	\$ -	\$ -
\$ 71,635.90	0.00%	\$ -	\$ -	\$ -
\$ 219.51	0.00%	\$ -	\$ -	\$ -
\$ -	90.00%	\$ -	\$ -	\$ -
\$ 71,855.41		\$ -	\$ -	\$ -
\$ -	90.00%	\$ -	\$ -	\$ -
\$ 4,387,719.91		\$ -	\$ -	\$ -

HIGHWAY FUND ACCOUNTS COVERING THE PERIOD JULY 1, 2015, to JUNE 30, 2016
ESTIMATE OF NEEDS FOR 2016-2017

EXHIBIT "D"

3a

Schedule 8(a), Report Of Prior Year's Expenditures				
DEPARTMENTS OF GOVERNMENT APPROPRIATED ACCOUNTS	FISCAL YEAR ENDING JUNE 30, 2015			ORIGINAL APPROPRIATIONS
	RESERVES 6-30-2015	WARRANTS SINCE ISSUED	BALANCE LAPSED APPROPRIATIONS	
87 GENERAL GOVERNMENT ACCOUNT:				
87a Personal Services	\$ -	\$ -	\$ -	\$ -
87b Part Time Help	\$ -	\$ -	\$ -	\$ -
87c Travel	\$ -	\$ -	\$ -	\$ -
87d Maintenance and Operation	\$ -	\$ -	\$ -	\$ -
87e Capital Outlay	\$ -	\$ -	\$ -	\$ -
87f Intergovernmental	\$ -	\$ -	\$ -	\$ -
87g Other -	\$ -	\$ -	\$ -	\$ -
87 Total	\$ -	\$ -	\$ -	\$ -
88 PURCHASING ACCOUNT:				
88a Personal Services	\$ -	\$ -	\$ -	\$ -
88b Part Time Help	\$ -	\$ -	\$ -	\$ -
88c Travel	\$ -	\$ -	\$ -	\$ -
88d Maintenance and Operation	\$ -	\$ -	\$ -	\$ -
88e Capital Outlay	\$ -	\$ -	\$ -	\$ -
88f Intergovernmental	\$ -	\$ -	\$ -	\$ -
88g Other -	\$ -	\$ -	\$ -	\$ -
88h Other -	\$ -	\$ -	\$ -	\$ -
88 Total	\$ -	\$ -	\$ -	\$ -
89 LOCAL PROJECTS HIGHWAY BUDGET ACCOUNT:				
89a Personal Services	\$ -	\$ -	\$ -	\$ -
89b Part Time Help	\$ -	\$ -	\$ -	\$ -
89c Travel	\$ -	\$ -	\$ -	\$ -
89d Maintenance and Operation	\$ -	\$ -	\$ -	\$ -
89e Capital Outlay	\$ -	\$ -	\$ -	\$ -
89f Intergovernmental	\$ -	\$ -	\$ -	\$ -
89g Other -	\$ -	\$ -	\$ -	\$ -
89h Other -	\$ -	\$ -	\$ -	\$ -
89 Total	\$ -	\$ -	\$ -	\$ -
90 FEMA HIGHWAY BUDGET ACCOUNT:				
90a Personal Services	\$ -	\$ -	\$ -	\$ -
90b Part Time Help	\$ -	\$ -	\$ -	\$ -
90c Travel	\$ -	\$ -	\$ -	\$ -
90d Maintenance and Operation	\$ -	\$ -	\$ -	\$ -
90e Capital Outlay	\$ -	\$ -	\$ -	\$ -
90f Intergovernmental	\$ -	\$ -	\$ -	\$ -
90g Other -	\$ -	\$ -	\$ -	\$ -
90 Total	\$ -	\$ -	\$ -	\$ -
91 OTHER _ HIGHWAY BUDGET ACCOUNT:				
91a Personal Services	\$ -	\$ -	\$ -	\$ -
91b Part Time Help	\$ -	\$ -	\$ -	\$ -
91c Travel	\$ -	\$ -	\$ -	\$ -
91d Maintenance and Operation	\$ 3,277.04	\$ 3,225.99	\$ 51.05	\$ -
91e Capital Outlay	\$ -	\$ -	\$ -	\$ -
91f Intergovernmental FEMA PW 1166	\$ 15,519.47	\$ 8,233.12	\$ 7,286.35	\$ -
91g Other - FEMA PW 918	\$ -	\$ -	\$ -	\$ -
91h Other -	\$ -	\$ -	\$ -	\$ -
91 Total	\$ 18,796.51	\$ 11,459.11	\$ 7,337.40	\$ -

HIGHWAY FUND ACCOUNTS COVERING THE PERIOD JULY 1, 2015, to JUNE 30, 2016
ESTIMATE OF NEEDS FOR 2016-2017

EXHIBIT "D"

3b

Schedule 8(b), Report Of Prior Year's Expenditures				
DEPARTMENTS OF GOVERNMENT APPROPRIATED ACCOUNTS	FISCAL YEAR ENDING JUNE 30, 2015			ORIGINAL
	RESERVES 6-30-2015	WARRANTS SINCE ISSUED	BALANCE LAPSED APPROPRIATIONS	APPROPRIATIONS
92 UNRESTRICTED HIGHWAY BUDGET ACCOUNT: #1				
92a Personal Services	\$ -	\$ -	\$ -	\$ -
92b Part Time Help	\$ -	\$ -	\$ -	\$ -
92c Travel	\$ 800.00	\$ -	\$ 800.00	\$ -
92d Maintenance and Operation	\$ 40,180.72	\$ 34,837.30	\$ 5,343.42	\$ -
92e Capital Outlay	\$ 10,000.00	\$ 10,000.00	\$ -	\$ -
92f Intergovernmental	\$ -	\$ -	\$ -	\$ -
92g Machinery and Equipment Lease Rental	\$ -	\$ -	\$ -	\$ -
92h Other -	\$ -	\$ -	\$ -	\$ -
92j Other -	\$ -	\$ -	\$ -	\$ -
92 Total	\$ 50,980.72	\$ 44,837.30	\$ 6,143.42	\$ -
93 RESTRICTED HIGHWAY BUDGET ACCOUNT: #2				
93a Personal Services	\$ -	\$ -	\$ -	\$ -
93b Part Time Help	\$ -	\$ -	\$ -	\$ -
93c Travel	\$ -	\$ -	\$ -	\$ -
93d Maintenance and Operation	\$ 14,504.03	\$ 12,224.85	\$ 2,279.18	\$ -
93e Capital Outlay	\$ -	\$ -	\$ -	\$ -
93f Lease Rental	\$ 1,715.93	\$ 1,715.93	\$ -	\$ -
93g Other -	\$ -	\$ -	\$ -	\$ -
93h Other -	\$ -	\$ -	\$ -	\$ -
93 Total	\$ 16,219.96	\$ 13,940.78	\$ 2,279.18	\$ -
94 PRIMARY ROADS HIGHWAY BUDGET ACCOUNT: #3				
94a Personal Services	\$ -	\$ -	\$ -	\$ -
94b Part Time Help	\$ -	\$ -	\$ -	\$ -
94c Travel	\$ 1,500.00	\$ 1,235.05	\$ 264.95	\$ -
94d Maintenance and Operation	\$ 29,965.30	\$ 25,024.91	\$ 4,940.39	\$ -
94e Capital Outlay	\$ -	\$ -	\$ -	\$ -
94f Intergovernmental Lease Rental	\$ 1,672.04	\$ 1,672.04	\$ -	\$ -
94g Other -	\$ -	\$ -	\$ -	\$ -
94h Other -	\$ -	\$ -	\$ -	\$ -
94 Total	\$ 33,137.34	\$ 27,932.00	\$ 5,205.34	\$ -
98 OTHER USE:				
98a Other Deductions	\$ -	\$ -	\$ -	\$ -
98 Total	\$ -	\$ -	\$ -	\$ -
TOTAL HIGHWAY FUND ACCOUNT	\$ 119,134.53	\$ 98,169.19	\$ 20,965.34	\$ -
SUBJECT TO WARRANT ISSUE:				
99 Provision for Interest on Warrants	\$ -	\$ -	\$ -	\$ -
GRAND TOTAL HIGHWAY FUND	\$ 119,134.53	\$ 98,169.19	\$ 20,965.34	\$ -

ESTIMATE OF NEEDS FOR THE FISCAL YEAR
PURPOSE:
Current Expense
Highway Funds are appropriated monthly. Funds cannot be encumbered until appropriations are made.
The "Governmental Budget Accounts" for Fiscal Year 2016-2017, are presented for financial forecasting purposes only!
GRAND TOTAL - CO-OP FUND

HIGHWAY FUND ACCOUNTS COVERING THE PERIOD JULY 1, 2015, to JUNE 30, 2016
ESTIMATE OF NEEDS FOR 2016-2017

FISCAL YEAR ENDING JUNE 30, 2016						Governmental Budget Accounts FISCAL YEAR 2016-2017	
SUPPLEMENTAL		NET AMOUNT	WARRANTS	RESERVES	LAPSED	NEEDS AS	APPROVED BY
ADJUSTMENTS		OF	ISSUED		BALANCE	ESTIMATED BY	COUNTY
ADDED	CANCELLED	APPROPRIATIONS			KNOWN TO BE	GOVERNING	EXCISE BOARD
					UNENCUMBERED	BOARD	
\$ 705,807.95	\$ -	\$ 705,807.95	\$ 705,807.95	\$ -	\$ -	\$ -	\$ -
\$ 16,761.86	\$ -	\$ 16,761.86	\$ 16,761.86	\$ -	\$ -	\$ -	\$ -
\$ 11,120.24	\$ -	\$ 11,120.24	\$ 8,195.86	\$ 800.00	\$ 2,124.38	\$ -	\$ -
\$ 601,105.77	\$ -	\$ 601,105.77	\$ 513,551.05	\$ 39,580.84	\$ 47,973.88	\$ -	\$ -
\$ 59,348.51	\$ -	\$ 59,348.51	\$ 22,148.21	\$ -	\$ 37,200.30	\$ -	\$ -
\$ -	\$ -	\$ -	\$ -	\$ -	\$ -	\$ -	\$ -
\$ 234,616.42	\$ -	\$ 234,616.42	\$ 234,616.42	\$ -	\$ -	\$ -	\$ -
\$ -	\$ -	\$ -	\$ -	\$ -	\$ -	\$ -	\$ -
\$ -	\$ -	\$ -	\$ -	\$ -	\$ -	\$ -	\$ -
\$ 1,628,760.75	\$ -	\$ 1,628,760.75	\$ 1,501,081.35	\$ 40,380.84	\$ 87,298.56	\$ -	\$ -
\$ 747,197.24	\$ -	\$ 747,197.24	\$ 747,197.24	\$ -	\$ -	\$ -	\$ -
\$ 19,869.34	\$ -	\$ 19,869.34	\$ 19,839.34	\$ -	\$ 30.00	\$ -	\$ -
\$ 12,273.84	\$ -	\$ 12,273.84	\$ 9,527.71	\$ 1,200.00	\$ 1,546.13	\$ -	\$ -
\$ 284,062.97	\$ -	\$ 284,062.97	\$ 214,233.02	\$ 13,019.40	\$ 56,810.55	\$ -	\$ -
\$ 1,766.82	\$ -	\$ 1,766.82	\$ 564.85	\$ 425.00	\$ 776.97	\$ -	\$ -
\$ 206,918.32	\$ -	\$ 206,918.32	\$ 203,694.83	\$ 3,223.49	\$ 0.00	\$ -	\$ -
\$ -	\$ -	\$ -	\$ -	\$ -	\$ -	\$ -	\$ -
\$ -	\$ -	\$ -	\$ -	\$ -	\$ -	\$ -	\$ -
\$ 1,272,088.53	\$ -	\$ 1,272,088.53	\$ 1,195,056.99	\$ 17,867.89	\$ 59,163.65	\$ -	\$ -
\$ 644,292.53	\$ -	\$ 644,292.53	\$ 644,292.53	\$ -	\$ -	\$ -	\$ -
\$ 18,893.40	\$ -	\$ 18,893.40	\$ 18,893.40	\$ -	\$ -	\$ -	\$ -
\$ 15,310.08	\$ -	\$ 15,310.08	\$ 11,423.34	\$ 1,200.00	\$ 2,686.74	\$ -	\$ -
\$ 858,875.99	\$ -	\$ 858,875.99	\$ 339,179.47	\$ 45,383.00	\$ 474,313.52	\$ -	\$ -
\$ 57,119.06	\$ -	\$ 57,119.06	\$ 21,680.76	\$ -	\$ 35,438.30	\$ -	\$ -
\$ 269,865.84	\$ -	\$ 269,865.84	\$ 268,193.80	\$ 1,672.04	\$ 0.00	\$ -	\$ -
\$ -	\$ -	\$ -	\$ -	\$ -	\$ -	\$ -	\$ -
\$ -	\$ -	\$ -	\$ -	\$ -	\$ -	\$ -	\$ -
\$ 1,864,356.90	\$ -	\$ 1,864,356.90	\$ 1,303,663.30	\$ 48,255.04	\$ 512,438.56	\$ -	\$ -
\$ -	\$ -	\$ -	\$ -	\$ -	\$ -	\$ -	\$ -
\$ -	\$ -	\$ -	\$ -	\$ -	\$ -	\$ -	\$ -
\$ 5,387,000.72	\$ -	\$ 5,387,000.72	\$ 4,305,733.95	\$ 107,754.42	\$ 973,512.35	\$ -	\$ -
\$ -	\$ -	\$ -	\$ -	\$ -	\$ -	\$ -	\$ -
\$ 5,387,000.72	\$ -	\$ 5,387,000.72	\$ 4,305,733.95	\$ 107,754.42	\$ 973,512.35	\$ -	\$ -

	Estimate of	Approved by
	Needs by	County
	Governing Board	Excise Board
	\$ -	\$ -
	\$ -	\$ -

HEALTH FUND ACCOUNTS COVERING THE PERIOD JULY 1, 2015, to JUNE 30, 2016
ESTIMATE OF NEEDS FOR 2016-2017

EXHIBIT "E"

PAGE 1

Schedule 1, Current Balance Sheet - June 30, 2016		Amount
ASSETS:		
Cash Balance June 30, 2015		\$ 312,142.83
Investments		\$ -
TOTAL ASSETS		\$ 312,142.83
LIABILITIES AND RESERVES:		
Warrants Outstanding		\$ 294.21
Reserve for Interest on Warrants		\$ -
Reserves From Schedule 8		\$ 21,439.74
TOTAL LIABILITIES AND RESERVES		\$ 21,733.95
CASH FUND BALANCE JUNE 30, 2016		\$ 290,408.88
TOTAL LIABILITIES, RESERVES AND CASH FUND BALANCE		\$ 312,142.83

Schedule 2, Revenue and Requirements - 2016-2017		
	Detail	Total
REVENUE:		
Cash Balance June 30, 2015	\$ -	
Cash Fund Balance Transferred From Prior Years	\$ 4,894.20	
Current Ad Valorem Tax Apportioned	\$ 149,158.62	
Miscellaneous Revenue Apportioned	\$ 31,336.25	
TOTAL REVENUE		\$ 185,389.07
REQUIREMENTS:		
Claims Paid by Warrants Issued	\$ 125,875.00	
Reserves From Schedule 8	\$ 21,439.74	
Interest Paid on Warrants	\$ -	
Reserve for Interest on Warrants	\$ -	
TOTAL REQUIREMENTS		\$ 147,314.74
ADD: CASH FUND BALANCE AS PER BALANCE SHEET 6-30-2016		\$ 290,408.88
TOTAL REQUIREMENTS AND CASH FUND BALANCE		\$ 437,723.62

Schedule 3, Cash Fund Balance Analysis - June 30, 2016		Amount
ADDITIONS:		
Miscellaneous Revenue Collected in Excess of Estimates-Net		\$ 31,336.25
Warrants Estopped, Cancelled or Converted		\$ -
Fiscal Year 2015-2016 Lapsed Appropriations		\$ 271,238.86
Fiscal Year 2014-2015 Lapsed Appropriations		\$ 2,117.09
Ad Valorem Tax Collections in Excess of Estimate		\$ -
Prior Years Ad Valorem Tax		\$ 2,777.11
TOTAL ADDITIONS		\$ 307,469.31
DEDUCTIONS:		
Supplemental Appropriations		\$ -
Current Tax in Process of Collection		\$ 17,060.43
TOTAL DEDUCTIONS		\$ 17,060.43
Cash Fund Balance as per Balance Sheet 6-30-2016		\$ 290,408.88
Composition of Cash Fund Balance:		
Cash		\$ 290,408.88
Cash Fund Balance as per Balance Sheet 6-30-2016		\$ 290,408.88

HEALTH FUND ACCOUNTS COVERING THE PERIOD JULY 1, 2015, to JUNE 30, 2016
ESTIMATE OF NEEDS FOR 2016-2017

EXHIBIT "E"

2a

Schedule 4, Miscellaneous Revenue		
SOURCE	2015-2016 ACCOUNT	
	AMOUNT	ACTUALLY
	ESTIMATED	COLLECTED
1000 CHARGES FOR SERVICES		
1111 Clinical Services	\$ -	\$ 3,074.00
1112 Laboratory Services	\$ -	\$ -
1113 Immunizations	\$ -	\$ -
1114 Dental Service Fees	\$ -	\$ -
1115 Child Guidance Services	\$ -	\$ -
1116 Early Test-Early Care	\$ -	\$ -
1117 Food Service Test and Certification	\$ -	\$ -
1118 Pool/Spa Certification	\$ -	\$ -
1119 Sewage and Perk Test	\$ -	\$ -
1120 Public Bathing Licenses	\$ -	\$ -
1121 Other Licenses	\$ -	\$ -
1122 Miscellaneous Health Fees	\$ -	\$ -
1123 Other -	\$ -	\$ -
1124 Other -	\$ -	\$ -
1125 Other -	\$ -	\$ -
Total Charges For Services	\$ -	\$ 3,074.00
INTERGOVERNMENTAL REVENUE		
2000 INTERGOVERNMENTAL REVENUE - LOCAL SOURCES:		
2111 Mobile Home Tax	\$ -	\$ -
2112 Housing Authority Payments in Lieu of Tax Revenue	\$ -	\$ -
2113 Revaluation of Real Property Reimbursements	\$ -	\$ -
2114 Manufacturing Exempt Reimbursement	\$ -	\$ -
2115 Public Health Contributions	\$ -	\$ -
2116 Perinatal Health Program	\$ -	\$ -
2117 Community Care - HMO	\$ -	\$ -
2118 Other -	\$ -	\$ -
2124 Other -	\$ -	\$ -
Total - Local Sources	\$ -	\$ -
3000 INTERGOVERNMENTAL REVENUES - STATE SOURCES:		
3211 State Land Payments	\$ -	\$ -
3212 State Payments in Lieu of Tax Revenue	\$ -	\$ 26,609.20
3213 Homestead Exemption Reimbursement	\$ -	\$ -
3214 Additional Homestead Exemption Reimbursement	\$ -	\$ -
3215 State Grants	\$ -	\$ -
3216 Oklahoma Dept. of Environmental Quality	\$ -	\$ -
3217 STD Program (State)	\$ -	\$ -
3218 Water Resources Board	\$ -	\$ -
3219 Oklahoma Conservation Commission	\$ -	\$ -
3220 Welfare Agency Sub-Total - OTC	\$ -	\$ -
3221 Early Intervention (State)	\$ -	\$ -
3222 Eldercare	\$ -	\$ -
3223 Child Abuse Prevention	\$ -	\$ -
3224 Adolescent Health - State	\$ -	\$ -
3225 TB - State	\$ -	\$ -
3226 Other State Reimbursements	\$ -	\$ -
3227 Other -	\$ -	\$ -
3228 Other -	\$ -	\$ -
Total - State Sources	\$ -	\$ 26,609.20

Continued on page 2b

Friday, September 02, 2016

HEALTH FUND ACCOUNTS COVERING THE PERIOD JULY 1, 2015, to JUNE 30, 2016
ESTIMATE OF NEEDS FOR 2016-2017

2015-2016 ACCOUNT OVER (UNDER)	BASIS AND LIMIT OF ENSUING ESTIMATE	2016-2017 ACCOUNT		
		CHARGEABLE INCOME	ESTIMATED BY GOVERNING BOARD	APPROVED BY EXCISE BOARD
\$ 3,074.00	0.00%	\$ -	\$ -	\$ -
\$ -	90.00%	\$ -	\$ -	\$ -
\$ -	90.00%	\$ -	\$ -	\$ -
\$ -	90.00%	\$ -	\$ -	\$ -
\$ -	90.00%	\$ -	\$ -	\$ -
\$ -	90.00%	\$ -	\$ -	\$ -
\$ -	90.00%	\$ -	\$ -	\$ -
\$ -	90.00%	\$ -	\$ -	\$ -
\$ -	90.00%	\$ -	\$ -	\$ -
\$ -	90.00%	\$ -	\$ -	\$ -
\$ -	90.00%	\$ -	\$ -	\$ -
\$ -	90.00%	\$ -	\$ -	\$ -
\$ -	90.00%	\$ -	\$ -	\$ -
\$ -	90.00%	\$ -	\$ -	\$ -
\$ -	90.00%	\$ -	\$ -	\$ -
\$ -	90.00%	\$ -	\$ -	\$ -
\$ -	90.00%	\$ -	\$ -	\$ -
\$ -	90.00%	\$ -	\$ -	\$ -
\$ 3,074.00		\$ -	\$ -	\$ -
\$ -	90.00%	\$ -	\$ -	\$ -
\$ -	90.00%	\$ -	\$ -	\$ -
\$ -	90.00%	\$ -	\$ -	\$ -
\$ -	90.00%	\$ -	\$ -	\$ -
\$ -	90.00%	\$ -	\$ -	\$ -
\$ -	90.00%	\$ -	\$ -	\$ -
\$ -	90.00%	\$ -	\$ -	\$ -
\$ -	90.00%	\$ -	\$ -	\$ -
\$ -	90.00%	\$ -	\$ -	\$ -
\$ 3,074.00		\$ -	\$ -	\$ -
\$ -	90.00%	\$ -	\$ -	\$ -
\$ 26,609.20	0.00%	\$ -	\$ -	\$ -
\$ -	90.00%	\$ -	\$ -	\$ -
\$ -	90.00%	\$ -	\$ -	\$ -
\$ -	90.00%	\$ -	\$ -	\$ -
\$ -	90.00%	\$ -	\$ -	\$ -
\$ -	90.00%	\$ -	\$ -	\$ -
\$ -	90.00%	\$ -	\$ -	\$ -
\$ -	90.00%	\$ -	\$ -	\$ -
\$ -	90.00%	\$ -	\$ -	\$ -
\$ -	90.00%	\$ -	\$ -	\$ -
\$ -	90.00%	\$ -	\$ -	\$ -
\$ -	90.00%	\$ -	\$ -	\$ -
\$ -	90.00%	\$ -	\$ -	\$ -
\$ -	90.00%	\$ -	\$ -	\$ -
\$ -	90.00%	\$ -	\$ -	\$ -
\$ -	90.00%	\$ -	\$ -	\$ -
\$ -	90.00%	\$ -	\$ -	\$ -
\$ -	90.00%	\$ -	\$ -	\$ -
\$ -	90.00%	\$ -	\$ -	\$ -
\$ -	90.00%	\$ -	\$ -	\$ -
\$ 26,609.20		\$ -	\$ -	\$ -

HEALTH FUND ACCOUNTS COVERING THE PERIOD JULY 1, 2015, to JUNE 30, 2016
ESTIMATE OF NEEDS FOR 2016-2017

EXHIBIT "E"

2b

Schedule 4, Miscellaneous Revenue		
SOURCE	2015-2016 ACCOUNT	
	AMOUNT ESTIMATED	ACTUALLY COLLECTED
Continued from page 2a		
4000 INTERGOVERNMENTAL REVENUES - FEDERAL SOURCES:		
4111 Federal Grants	\$ -	\$ -
4112 Federal Payments in Lieu of Tax Revenues	\$ -	\$ -
4113 Bureau of Land Management	\$ -	\$ -
4114 Adolescent Health - Federal	\$ -	\$ -
4115 Women Infants and Children	\$ -	\$ -
4116 Maternity Care (Medicaid)	\$ -	\$ -
4117 EPSDT (Medicaid)	\$ -	\$ -
4118 Family Planning (Medicaid)	\$ -	\$ -
4119 Early Intervention (Federal)	\$ -	\$ -
4120 Oklahoma Dept. of Environmental Quality (Federal)	\$ -	\$ -
4121 STD Program (Federal)	\$ -	\$ -
4122 Ryan-White Program	\$ -	\$ -
4123 Immunization Action Plan	\$ -	\$ -
4124 Direct Observed Therapy	\$ -	\$ -
4125 Summer Food Service	\$ -	\$ -
4126 Other -	\$ -	\$ -
4127 Other -	\$ -	\$ -
4128 Other -	\$ -	\$ -
Total Federal Sources	\$ -	\$ -
Grand Total Intergovernmental Revenues	\$ -	\$ 26,609.20
5000 MISCELLANEOUS REVENUE:		
5111 Interest on Investments	\$ -	\$ 1,653.05
5112 Insurance Recoveries	\$ -	\$ -
5113 Insurance Reimbursements	\$ -	\$ -
5114 Copies	\$ -	\$ -
5115 Return Check Charges	\$ -	\$ -
5116 Utility Reimbursements	\$ -	\$ -
5117 Other Refunds and Reimbursements	\$ -	\$ -
5118 Resale Property Fund Distribution	\$ -	\$ -
5119 Sale of Property	\$ -	\$ -
5120 Sale of Equipment	\$ -	\$ -
5121 Vending Machine Commissions	\$ -	\$ -
5122 Other Concessions	\$ -	\$ -
5123 Public Records Fee	\$ -	\$ -
5124 Record Search Fee	\$ -	\$ -
5125 Car Seat Sales	\$ -	\$ -
5126 Health Fairs	\$ -	\$ -
5127 Salvage Sales	\$ -	\$ -
5128 Project Women	\$ -	\$ -
5129 Community Care - HMO	\$ -	\$ -
5130 Other -	\$ -	\$ -
5131 Other -	\$ -	\$ -
5132 Other -	\$ -	\$ -
Total Miscellaneous Revenue	\$ -	\$ 1,653.05
6000 NON-REVENUE RECEIPTS:		
6111 Contributions from Other Funds	\$ -	\$ -
Grand Total Health Fund	\$ -	\$ 31,336.25

HEALTH FUND ACCOUNTS COVERING THE PERIOD JULY 1, 2015, to JUNE 30, 2016
ESTIMATE OF NEEDS FOR 2016-2017

2015-2016 ACCOUNT OVER (UNDER)	BASIS AND LIMIT OF ENSUING ESTIMATE	2016-2017 ACCOUNT		
		CHARGEABLE INCOME	ESTIMATED BY GOVERNING BOARD	APPROVED BY EXCISE BOARD
\$ -	90.00%	\$ -	\$ -	\$ -
\$ -	90.00%	\$ -	\$ -	\$ -
\$ -	90.00%	\$ -	\$ -	\$ -
\$ -	90.00%	\$ -	\$ -	\$ -
\$ -	90.00%	\$ -	\$ -	\$ -
\$ -	90.00%	\$ -	\$ -	\$ -
\$ -	90.00%	\$ -	\$ -	\$ -
\$ -	90.00%	\$ -	\$ -	\$ -
\$ -	90.00%	\$ -	\$ -	\$ -
\$ -	90.00%	\$ -	\$ -	\$ -
\$ -	90.00%	\$ -	\$ -	\$ -
\$ -	90.00%	\$ -	\$ -	\$ -
\$ -	90.00%	\$ -	\$ -	\$ -
\$ -	90.00%	\$ -	\$ -	\$ -
\$ -	90.00%	\$ -	\$ -	\$ -
\$ -	90.00%	\$ -	\$ -	\$ -
\$ -	90.00%	\$ -	\$ -	\$ -
\$ -	90.00%	\$ -	\$ -	\$ -
\$ -	90.00%	\$ -	\$ -	\$ -
\$ -	90.00%	\$ -	\$ -	\$ -
\$ -	90.00%	\$ -	\$ -	\$ -
\$ -	90.00%	\$ -	\$ -	\$ -
\$ -	90.00%	\$ -	\$ -	\$ -
\$ -	90.00%	\$ -	\$ -	\$ -
\$ 29,683.20		\$ -	\$ -	\$ -
\$ 1,653.05	0.00%	\$ -	\$ -	\$ -
\$ -	90.00%	\$ -	\$ -	\$ -
\$ -	90.00%	\$ -	\$ -	\$ -
\$ -	90.00%	\$ -	\$ -	\$ -
\$ -	90.00%	\$ -	\$ -	\$ -
\$ -	90.00%	\$ -	\$ -	\$ -
\$ -	90.00%	\$ -	\$ -	\$ -
\$ -	90.00%	\$ -	\$ -	\$ -
\$ -	90.00%	\$ -	\$ -	\$ -
\$ -	90.00%	\$ -	\$ -	\$ -
\$ -	90.00%	\$ -	\$ -	\$ -
\$ -	90.00%	\$ -	\$ -	\$ -
\$ -	90.00%	\$ -	\$ -	\$ -
\$ -	90.00%	\$ -	\$ -	\$ -
\$ -	90.00%	\$ -	\$ -	\$ -
\$ -	90.00%	\$ -	\$ -	\$ -
\$ -	90.00%	\$ -	\$ -	\$ -
\$ -	90.00%	\$ -	\$ -	\$ -
\$ -	90.00%	\$ -	\$ -	\$ -
\$ -	90.00%	\$ -	\$ -	\$ -
\$ -	90.00%	\$ -	\$ -	\$ -
\$ -	90.00%	\$ -	\$ -	\$ -
\$ 1,653.05		\$ -	\$ -	\$ -
\$ -	90.00%	\$ -	\$ -	\$ -
\$ 31,336.25		\$ -	\$ -	\$ -

HEALTH FUND ACCOUNTS COVERING THE PERIOD JULY 1, 2015, to JUNE 30, 2016
ESTIMATE OF NEEDS FOR 2016-2017

EXHIBIT "E"

3

Schedule 5, Expenditures Health Fund Cash Accounts of Current and All Prior Years	
CURRENT AND ALL PRIOR YEARS	2015-2016
Cash Balance Reported to Excise Board 6-30-2015	\$ 252,334.55
Cash Fund Balance Transferred Out	\$ -
Cash Fund Balance Transferred In	\$ -
Adjusted Cash Balance	\$ 252,334.55
Ad Valorem Tax Apportioned To Year In Caption	\$ 149,158.62
Miscellaneous Revenue (Schedule 4)	\$ 31,336.25
Cash Fund Balance Forward From Preceding Year	\$ 4,894.20
Prior Expenditures Recovered	\$ -
TOTAL RECEIPTS	\$ 185,389.07
TOTAL RECEIPTS AND BALANCE	\$ 437,723.62
Warrants of Year in Caption	\$ 125,580.79
Interest Paid Thereon	\$ -
TOTAL DISBURSEMENTS	\$ 125,580.79
CASH BALANCE JUNE 30, 2016	\$ 312,142.83
Reserve for Warrants Outstanding	\$ 294.21
Reserve for Interest on Warrants	\$ -
Reserves From Schedule 8	\$ 21,439.74
TOTAL LIABILITES AND RESERVE	\$ 21,733.95
DEFICIT: (Red Figure)	\$ -
CASH BALANCE FORWARD TO SUCCEEDING YEAR	\$ 290,408.88

Schedule 6, Health Fund Warrant Account of Current and All Prior Years	
CURRENT AND ALL PRIOR YEARS	TOTAL
Warrants Outstanding 6-30-2015 of Year in Caption	\$ 654.19
Warrants Registered During Year	\$ 136,407.67
TOTAL	\$ 137,061.86
Warrants Paid During Year	\$ 136,767.65
Warrants Converted to Bonds or Judgements	\$ -
Warrants Cancelled	\$ -
Warrants Estopped by Statute	\$ -
TOTAL WARRANTS RETIRED	\$ 136,767.65
BALANCE WARRANTS OUTSTANDING JUNE 30, 2016	\$ 294.21

Schedule 7, 2015 Ad Valorem Tax Account				
2015 Net Valuation Certified To County Excise Board	\$	179,255,838.00	1.020 Mills	Amount
Total Proceeds of Levy as Certified	\$	182,840.95		
Additions:	\$	-		
Deductions:	\$	-		
Gross Balance Tax	\$	182,840.95		
Less Reserve for Delinquent Tax	\$	16,621.90		
Reserve for Protest Pending	\$	-		
Balance Available Tax	\$	166,219.05		
Deduct 2015 Tax Apportioned	\$	149,158.62		
Net Balance 2015 Tax in Process of Collection or	\$	17,060.43		
Excess Collections	\$	-		

HEALTH FUND ACCOUNTS COVERING THE PERIOD JULY 1, 2015, to JUNE 30, 2016
ESTIMATE OF NEEDS FOR 2016-2017

Schedule 5, (Continued)						
2014-2015	2013-2014	2012-2013	2011-2012	2010-2011	2009-2010	TOTAL
\$ 13,303.95	\$ -	\$ -	\$ -	\$ -	\$ -	\$ 265,638.50
\$ -	\$ -	\$ -	\$ -	\$ -	\$ -	\$ -
\$ -	\$ -	\$ -	\$ -	\$ -	\$ -	\$ -
\$ 13,303.95	\$ -	\$ -	\$ -	\$ -	\$ -	\$ 265,638.50
\$ 2,777.11	\$ -	\$ -	\$ -	\$ -	\$ -	\$ 151,935.73
\$ -	\$ -	\$ -	\$ -	\$ -	\$ -	\$ 31,336.25
\$ -	\$ -	\$ -	\$ -	\$ -	\$ -	\$ 4,894.20
\$ -	\$ -	\$ -	\$ -	\$ -	\$ -	\$ -
\$ 2,777.11	\$ -	\$ -	\$ -	\$ -	\$ -	\$ 188,166.18
\$ 16,081.06	\$ -	\$ -	\$ -	\$ -	\$ -	\$ 453,804.68
\$ 11,186.86	\$ -	\$ -	\$ -	\$ -	\$ -	\$ 136,767.65
\$ -	\$ -	\$ -	\$ -	\$ -	\$ -	\$ -
\$ 11,186.86	\$ -	\$ -	\$ -	\$ -	\$ -	\$ 136,767.65
\$ 4,894.20	\$ -	\$ -	\$ -	\$ -	\$ -	\$ 317,037.03
\$ -	\$ -	\$ -	\$ -	\$ -	\$ -	\$ 294.21
\$ -	\$ -	\$ -	\$ -	\$ -	\$ -	\$ -
\$ -	\$ -	\$ -	\$ -	\$ -	\$ -	\$ 21,439.74
\$ -	\$ -	\$ -	\$ -	\$ -	\$ -	\$ 21,733.95
\$ -	\$ -	\$ -	\$ -	\$ -	\$ -	\$ -
\$ 4,894.20	\$ -	\$ -	\$ -	\$ -	\$ -	\$ 295,303.08

Schedule 6, (Continued)						
2015-2016	2014-2015	2013-2014	2012-2013	2011-2012	2010-2011	2009-2010
\$ -	\$ 654.19	\$ -	\$ -	\$ -	\$ -	\$ -
\$ 125,875.00	\$ 10,532.67	\$ -	\$ -	\$ -	\$ -	\$ -
\$ 125,875.00	\$ 11,186.86	\$ -	\$ -	\$ -	\$ -	\$ -
\$ 125,580.79	\$ 11,186.86	\$ -	\$ -	\$ -	\$ -	\$ -
\$ -	\$ -	\$ -	\$ -	\$ -	\$ -	\$ -
\$ -	\$ -	\$ -	\$ -	\$ -	\$ -	\$ -
\$ -	\$ -	\$ -	\$ -	\$ -	\$ -	\$ -
\$ 125,580.79	\$ 11,186.86	\$ -	\$ -	\$ -	\$ -	\$ -
\$ 294.21	\$ -	\$ -	\$ -	\$ -	\$ -	\$ -

Schedule 9, Health Fund Investments						
INVESTED IN	Investments on Hand June 30, 2015	Since Purchased	LIQUIDATIONS		Barred by Court Order	Investments on Hand June 30, 2016
			By Collections of Cost	Amortized Premium		
	\$ -	\$ -	\$ -	\$ -	\$ -	\$ -
	\$ -	\$ -	\$ -	\$ -	\$ -	\$ -
	\$ -	\$ -	\$ -	\$ -	\$ -	\$ -
	\$ -	\$ -	\$ -	\$ -	\$ -	\$ -
	\$ -	\$ -	\$ -	\$ -	\$ -	\$ -
	\$ -	\$ -	\$ -	\$ -	\$ -	\$ -
	\$ -	\$ -	\$ -	\$ -	\$ -	\$ -
	\$ -	\$ -	\$ -	\$ -	\$ -	\$ -
	\$ -	\$ -	\$ -	\$ -	\$ -	\$ -
	\$ -	\$ -	\$ -	\$ -	\$ -	\$ -
	\$ -	\$ -	\$ -	\$ -	\$ -	\$ -
	\$ -	\$ -	\$ -	\$ -	\$ -	\$ -
	\$ -	\$ -	\$ -	\$ -	\$ -	\$ -
	\$ -	\$ -	\$ -	\$ -	\$ -	\$ -
	\$ -	\$ -	\$ -	\$ -	\$ -	\$ -
	\$ -	\$ -	\$ -	\$ -	\$ -	\$ -
	\$ -	\$ -	\$ -	\$ -	\$ -	\$ -
	\$ -	\$ -	\$ -	\$ -	\$ -	\$ -
	\$ -	\$ -	\$ -	\$ -	\$ -	\$ -
	\$ -	\$ -	\$ -	\$ -	\$ -	\$ -
TOTAL INVESTMENTS	\$ -	\$ -	\$ -	\$ -	\$ -	\$ -

HEALTH FUND ACCOUNTS COVERING THE PERIOD JULY 1, 2015, to JUNE 30, 2016
ESTIMATE OF NEEDS FOR 2016-2017

EXHIBIT "E"

Schedule 8(a), Report Of Prior Year's Expenditures				
DEPARTMENTS OF GOVERNMENT APPROPRIATED ACCOUNTS	FISCAL YEAR ENDING JUNE 30, 2015			ORIGINAL APPROPRIATIONS
	RESERVES 6-30-2015	WARRANTS SINCE ISSUED	BALANCE LAPSED APPROPRIATIONS	
92 COUNTY HEALTH BUDGET ACCOUNT:				
92a Personal Services	\$ 8,000.00	\$ 8,000.00	\$ -	\$ 120,000.00
92b Part Time Help	\$ -	\$ -	\$ -	\$ -
92c Travel	\$ 1,525.00	\$ 336.38	\$ 1,188.62	\$ 6,000.00
92d Maintenance and Operation	\$ 3,124.76	\$ 2,196.29	\$ 928.47	\$ 160,025.57
92e Capital Outlay	\$ -	\$ -	\$ -	\$ 130,219.05
92f Intergovernmental	\$ -	\$ -	\$ -	\$ 2,308.98
92g Other -	\$ -	\$ -	\$ -	\$ -
92h Other -	\$ -	\$ -	\$ -	\$ -
92j Other -	\$ -	\$ -	\$ -	\$ -
92 Total	\$ 12,649.76	\$ 10,532.67	\$ 2,117.09	\$ 418,553.60
93				
93a Personal Services	\$ -	\$ -	\$ -	\$ -
93b Part Time Help	\$ -	\$ -	\$ -	\$ -
93c Travel	\$ -	\$ -	\$ -	\$ -
93d Maintenance and Operation	\$ -	\$ -	\$ -	\$ -
93e Capital Outlay	\$ -	\$ -	\$ -	\$ -
93f Intergovernmental	\$ -	\$ -	\$ -	\$ -
93g Other -	\$ -	\$ -	\$ -	\$ -
93h Other -	\$ -	\$ -	\$ -	\$ -
93 Total	\$ -	\$ -	\$ -	\$ -
94				
94a Personal Services	\$ -	\$ -	\$ -	\$ -
94b Part Time Help	\$ -	\$ -	\$ -	\$ -
94c Travel	\$ -	\$ -	\$ -	\$ -
94d Maintenance and Operation	\$ -	\$ -	\$ -	\$ -
94e Capital Outlay	\$ -	\$ -	\$ -	\$ -
94f Intergovernmental	\$ -	\$ -	\$ -	\$ -
94g Other -	\$ -	\$ -	\$ -	\$ -
94h Other -	\$ -	\$ -	\$ -	\$ -
94 Total	\$ -	\$ -	\$ -	\$ -
98 OTHER USES:				
98a Other Deductions	\$ -	\$ -	\$ -	\$ -
98 Total	\$ -	\$ -	\$ -	\$ -
TOTAL GENERAL FUND ACCOUNT	\$ 12,649.76	\$ 10,532.67	\$ 2,117.09	\$ 418,553.60
SUBJECT TO WARRANT ISSUE:				
99 Provision for Interest on Warrants	\$ -	\$ -	\$ -	\$ -
GRAND TOTAL GENERAL FUND	\$ 12,649.76	\$ 10,532.67	\$ 2,117.09	\$ 418,553.60

Friday, September 02, 2016

ESTIMATE OF NEEDS FOR THE FISCAL YEAR
PURPOSE:
Current Expense
Pro rata share of County Assessor's Budget as determined by County Excise Board
GRAND TOTAL - General Fund

HEALTH FUND ACCOUNTS COVERING THE PERIOD JULY 1, 2015, to JUNE 30, 2016
ESTIMATE OF NEEDS FOR 2016-2017

FISCAL YEAR ENDING JUNE 30, 2016						Governmental Budget Accounts FISCAL YEAR 2016-2017		
SUPPLEMENTAL ADJUSTMENTS ADDED		NET AMOUNT OF APPROPRIATIONS		WARRANTS ISSUED	RESERVES	LAPSED BALANCE KNOWN TO BE UNENCUMBERED	NEEDS AS ESTIMATED BY GOVERNING BOARD	APPROVED BY COUNTY EXCISE BOARD
ADDED	CANCELLED							
\$ -	\$ -	\$ 120,000.00	\$ 80,000.00	\$ 16,000.00	\$ 24,000.00	\$ 150,000.00	\$ 150,000.00	
\$ -	\$ -	\$ -	\$ -	\$ -	\$ -	\$ -	\$ -	
\$ -	\$ -	\$ 6,000.00	\$ 1,998.95	\$ 1,375.00	\$ 2,626.05	\$ 6,000.00	\$ 6,000.00	
\$ -	\$ -	\$ 160,025.57	\$ 35,037.19	\$ 4,064.74	\$ 120,923.64	\$ 156,704.60	\$ 156,704.60	
\$ -	\$ -	\$ 130,219.05	\$ 7,409.15	\$ -	\$ 122,809.90	\$ 135,000.00	\$ 135,000.00	
\$ -	\$ -	\$ 2,308.98	\$ 1,429.71	\$ -	\$ 879.27	\$ 926.92	\$ 926.92	
\$ -	\$ -	\$ -	\$ -	\$ -	\$ -	\$ -	\$ -	
\$ -	\$ -	\$ -	\$ -	\$ -	\$ -	\$ -	\$ -	
\$ -	\$ -	\$ -	\$ -	\$ -	\$ -	\$ -	\$ -	
\$ -	\$ -	\$ 418,553.60	\$ 125,875.00	\$ 21,439.74	\$ 271,238.86	\$ 448,631.52	\$ 448,631.52	
\$ -	\$ -	\$ -	\$ -	\$ -	\$ -	\$ -	\$ -	
\$ -	\$ -	\$ -	\$ -	\$ -	\$ -	\$ -	\$ -	
\$ -	\$ -	\$ -	\$ -	\$ -	\$ -	\$ -	\$ -	
\$ -	\$ -	\$ -	\$ -	\$ -	\$ -	\$ -	\$ -	
\$ -	\$ -	\$ -	\$ -	\$ -	\$ -	\$ -	\$ -	
\$ -	\$ -	\$ -	\$ -	\$ -	\$ -	\$ -	\$ -	
\$ -	\$ -	\$ -	\$ -	\$ -	\$ -	\$ -	\$ -	
\$ -	\$ -	\$ -	\$ -	\$ -	\$ -	\$ -	\$ -	
\$ -	\$ -	\$ -	\$ -	\$ -	\$ -	\$ -	\$ -	
\$ -	\$ -	\$ -	\$ -	\$ -	\$ -	\$ -	\$ -	
\$ -	\$ -	\$ -	\$ -	\$ -	\$ -	\$ -	\$ -	
\$ -	\$ -	\$ -	\$ -	\$ -	\$ -	\$ -	\$ -	
\$ -	\$ -	\$ -	\$ -	\$ -	\$ -	\$ -	\$ -	
\$ -	\$ -	\$ -	\$ -	\$ -	\$ -	\$ -	\$ -	
\$ -	\$ -	\$ -	\$ -	\$ -	\$ -	\$ -	\$ -	
\$ -	\$ -	\$ -	\$ -	\$ -	\$ -	\$ -	\$ -	
\$ -	\$ -	\$ -	\$ -	\$ -	\$ -	\$ -	\$ -	
\$ -	\$ -	\$ 418,553.60	\$ 125,875.00	\$ 21,439.74	\$ 271,238.86	\$ 448,631.52	\$ 448,631.52	
\$ -	\$ -	\$ -	\$ -	\$ -	\$ -	\$ -	\$ -	
\$ -	\$ -	\$ 418,553.60	\$ 125,875.00	\$ 21,439.74	\$ 271,238.86	\$ 448,631.52	\$ 448,631.52	

Friday, September 02, 2016

	Estimate of Needs by Governing Board	Approved by County Excise Board
	\$ 448,631.52	\$ 448,631.52
	\$ -	\$ -
	\$ 448,631.52	\$ 448,631.52

SPECIAL REVENUE FUND ACCOUNTS COVERING THE PERIOD JULY 1, 2015, to JUNE 30, 2016
ESTIMATE OF NEEDS FOR 2016-2017

EXHIBIT "I"

Page 1

Special Revenue Fund Accounts:	Emerge Manag SLA Fund	CC Ed Fac Auth Fund	Sher Rec JAG Fund
Schedule 1, Detail of Bond and Coupon Indebtedness as of June 30, 2016	2015-2016	2015-2016	2015-2016
CURRENT YEAR	Amount	Amount	Amount
ASSETS:			
Cash Balance June 30, 2016	\$ 9,638.07	\$ 90,073.00	\$ 32.84
Investments	\$ -	\$ -	\$ -
TOTAL ASSETS	\$ 9,638.07	\$ 90,073.00	\$ 32.84
LIABILITIES AND RESERVES:			
Warrants Outstanding	\$ 1,056.22	\$ -	\$ -
Reserve for Interest on Warrants	\$ -	\$ -	\$ -
Reserves From Schedule 8	\$ 642.40	\$ 2,500.00	\$ -
TOTAL LIABILITIES AND RESERVES	\$ 1,698.62	\$ 2,500.00	\$ -
CASH FUND BALANCE JUNE 30, 2016	\$ 7,939.45	\$ 87,573.00	\$ 32.84
TOTAL LIABILITIES, RESERVES AND CASH FUND BALANCE	\$ 9,638.07	\$ 90,073.00	\$ 32.84

Schedule 5, Expenditures Special Revenue Fund Accounts of Current Year	2015-2016	2015-2016	2015-2016
CURRENT YEAR	Amount	Amount	Amount
Cash Balance Reported to Excise Board 6-30-2015	\$ 18,842.83	\$ 69,723.00	\$ 32.84
Cash Fund Balance Transferred Out	\$ -	\$ -	\$ -
Cash Fund Balance Transferred In	\$ -	\$ -	\$ -
Adjusted Cash Balance	\$ 18,842.83	\$ 69,723.00	\$ 32.84
Ad Valorem Tax Apportioned To Year In Caption	\$ -	\$ -	\$ -
Miscellaneous Revenue (Schedule 4)	\$ 15,000.00	\$ 22,800.00	\$ -
Cash Fund Balance Forward From Preceding Year	\$ -	\$ -	\$ -
Prior Expenditures Recovered	\$ -	\$ -	\$ -
TOTAL RECEIPTS	\$ 15,000.00	\$ 22,800.00	\$ -
TOTAL RECEIPTS AND BALANCE	\$ 33,842.83	\$ 92,523.00	\$ 32.84
Warrants of Year in Caption	\$ 24,204.76	\$ 2,450.00	\$ -
Interest Paid Thereon	\$ -	\$ -	\$ -
TOTAL DISBURSEMENTS	\$ 24,204.76	\$ 2,450.00	\$ -
CASH BALANCE JUNE 30, 2016	\$ 9,638.07	\$ 90,073.00	\$ 32.84
Reserve for Warrants Outstanding	\$ 1,056.22	\$ -	\$ -
Reserve for Interest on Warrants	\$ -	\$ -	\$ -
Reserves From Schedule 8	\$ 642.40	\$ 2,500.00	\$ -
TOTAL LIABILITIES AND RESERVE	\$ 1,698.62	\$ 2,500.00	\$ -
DEFICIT: (Red Figure)	\$ -	\$ -	\$ -
CASH FUND BALANCE FORWARD TO SUCCEEDING YEAR	\$ 7,939.45	\$ 87,573.00	\$ 32.84

Schedule 6, Special Revenue Fund Warrant Accounts of Current Year	2015-2016	2015-2016	2015-2016
CURRENT YEAR	Amount	Amount	Amount
Warrants Outstanding 6-30-2015 of Year in Caption	\$ -	\$ -	\$ -
Warrants Registered During Year	\$ 25,260.98	\$ 2,450.00	\$ -
TOTAL	\$ 25,260.98	\$ 2,450.00	\$ -
Warrants Paid During Year	\$ 24,204.76	\$ 2,450.00	\$ -
Warrants Converted to Bonds or Judgements	\$ -	\$ -	\$ -
Warrants Cancelled	\$ -	\$ -	\$ -
Warrants Estopped by Statute	\$ -	\$ -	\$ -
TOTAL WARRANTS RETIRED	\$ 24,204.76	\$ 2,450.00	\$ -
BALANCE WARRANTS OUTSTANDING JUNE 30, 2016	\$ 1,056.22	\$ -	\$ -

SPECIAL REVENUE FUND ACCOUNTS COVERING THE PERIOD JULY 1, 2015, to JUNE 30, 2016
ESTIMATE OF NEEDS FOR 2016-2017

EXHIBIT "I"

Sugar Creek Amb Fund	Court Clerk OBF Fund	Washia River Bridge Fund	Highway T-8 Fund	CCGBA O/E Fund	Law Library Fund	Total
2015-2016	2015-2016	2015-2016	2015-2016	2015-2016	2015-2016	
Amount	Amount	Amount	Amount	Amount	Amount	Total
\$ 575.54	\$ 8.48	\$ 56,591.36	\$ 534,165.60	\$ 1,056,580.21	\$ 3,999.45	\$ 1,751,664.55
\$ -	\$ -	\$ -	\$ -	\$ -	\$ -	\$ -
\$ 575.54	\$ 8.48	\$ 56,591.36	\$ 534,165.60	\$ 1,056,580.21	\$ 3,999.45	\$ 1,751,664.55
\$ -	\$ -	\$ -	\$ -	\$ -	\$ -	\$ 1,056.22
\$ -	\$ -	\$ -	\$ -	\$ -	\$ -	\$ -
\$ -	\$ -	\$ -	\$ 50,715.18	\$ -	\$ -	\$ 53,857.58
\$ -	\$ -	\$ -	\$ 50,715.18	\$ -	\$ -	\$ 54,913.80
\$ 575.54	\$ 8.48	\$ 56,591.36	\$ 483,450.42	\$ 1,056,580.21	\$ 3,999.45	\$ 1,696,750.75
\$ 575.54	\$ 8.48	\$ 56,591.36	\$ 534,165.60	\$ 1,056,580.21	\$ 3,999.45	\$ 1,751,664.55

2015-2016	2015-2016	2015-2016	2015-2016	2015-2016	2015-2016	TOTAL
Amount	Amount	Amount	Amount	Amount	Amount	
\$ 751.61	\$ 8.48	\$ 60,000.00	\$ 833,713.20	\$ 1,012,364.03	\$ 3,841.52	\$ 1,999,277.51
\$ -	\$ -	\$ -	\$ -	\$ (671,993.60)	\$ -	\$ (671,993.60)
\$ -	\$ -	\$ -	\$ -	\$ (774.65)	\$ -	\$ (774.65)
\$ 751.61	\$ 8.48	\$ 60,000.00	\$ 833,713.20	\$ 339,595.78	\$ 3,841.52	\$ 1,326,509.26
\$ -	\$ -	\$ -	\$ -	\$ -	\$ -	\$ -
\$ -	\$ -	\$ -	\$ 432,206.38	\$ 716,984.43	\$ 22,564.86	\$ 1,209,555.67
\$ -	\$ -	\$ -	\$ 4,837.21	\$ -	\$ -	\$ 4,837.21
\$ -	\$ -	\$ -	\$ -	\$ -	\$ -	\$ -
\$ 165,338.43	\$ -	\$ -	\$ 437,043.59	\$ 716,984.43	\$ 22,564.86	\$ 1,379,731.31
\$ 166,090.04	\$ 8.48	\$ 60,000.00	\$ 1,270,756.79	\$ 1,056,580.21	\$ 26,406.38	\$ 2,706,240.57
\$ 165,514.50	\$ -	\$ 3,408.64	\$ 736,591.19	\$ -	\$ 22,406.93	\$ 954,576.02
\$ -	\$ -	\$ -	\$ -	\$ -	\$ -	\$ -
\$ 165,514.50	\$ -	\$ 3,408.64	\$ 736,591.19	\$ -	\$ 22,406.93	\$ 954,576.02
\$ 575.54	\$ 8.48	\$ 56,591.36	\$ 534,165.60	\$ 1,056,580.21	\$ 3,999.45	\$ 1,751,664.55
\$ -	\$ -	\$ -	\$ -	\$ -	\$ -	\$ 1,056.22
\$ -	\$ -	\$ -	\$ -	\$ -	\$ -	\$ -
\$ -	\$ -	\$ -	\$ 50,715.18	\$ -	\$ -	\$ 53,857.58
\$ -	\$ -	\$ -	\$ 50,715.18	\$ -	\$ -	\$ 54,913.80
\$ -	\$ -	\$ -	\$ -	\$ -	\$ -	\$ -
\$ 575.54	\$ 8.48	\$ 56,591.36	\$ 483,450.42	\$ 1,056,580.21	\$ 3,999.45	\$ 1,696,750.75

2015-2016	2015-2016	2015-2016	2015-2016	2015-2016	2015-2016	TOTAL
Amount	Amount	Amount	Amount	Amount	Amount	
\$ -	\$ -	\$ -	\$ 25,174.85	\$ -	\$ -	\$ 25,174.85
\$ 165,514.50	\$ -	\$ 3,408.64	\$ 749,528.80	\$ -	\$ 22,406.93	\$ 968,569.85
\$ 165,514.50	\$ -	\$ 3,408.64	\$ 774,703.65	\$ -	\$ 22,406.93	\$ 993,744.70
\$ 165,514.50	\$ -	\$ 3,408.64	\$ 774,703.65	\$ -	\$ 22,406.93	\$ 992,688.48
\$ -	\$ -	\$ -	\$ -	\$ -	\$ -	\$ -
\$ -	\$ -	\$ -	\$ -	\$ -	\$ -	\$ -
\$ -	\$ -	\$ -	\$ -	\$ -	\$ -	\$ -
\$ 165,514.50	\$ -	\$ 3,408.64	\$ 774,703.65	\$ -	\$ 22,406.93	\$ 992,688.48
\$ -	\$ -	\$ -	\$ -	\$ -	\$ -	\$ 1,056.22

SPECIAL REVENUE FUND ACCOUNTS COVERING THE PERIOD JULY 1, 2015, to JUNE 30, 2016
ESTIMATE OF NEEDS FOR 2016-2017

EXHIBIT "I"

Page 1

Special Revenue Fund Accounts:	Resale Fund	Free Fair Fund	Free Township Fair Fund
Schedule 1, Detail of Bond and Coupon Indebtedness as of June 30, 2016	2015-2016	2015-2016	2015-2016
CURRENT YEAR	Amount	Amount	Amount
ASSETS:			
Cash Balance June 30, 2016	\$ 281,483.32	\$ 15,804.28	\$ 58,050.17
Investments	\$ -	\$ -	\$ -
TOTAL ASSETS	\$ 281,483.32	\$ 15,804.28	\$ 58,050.17
LIABILITIES AND RESERVES:			
Warrants Outstanding	\$ 1,025.61	\$ 1,562.13	\$ -
Reserve for Interest on Warrants	\$ -	\$ -	\$ -
Reserves From Schedule 8	\$ -	\$ 510.40	\$ -
TOTAL LIABILITIES AND RESERVES	\$ 1,025.61	\$ 2,072.53	\$ -
CASH FUND BALANCE JUNE 30, 2016	\$ 280,457.71	\$ 13,731.75	\$ 58,050.17
TOTAL LIABILITIES, RESERVES AND CASH FUND BALANCE	\$ 281,483.32	\$ 15,804.28	\$ 58,050.17

Schedule 5, Expenditures Special Revenue Fund Accounts of Current Year	2015-2016	2015-2016	2015-2016
CURRENT YEAR	Amount	Amount	Amount
Cash Balance Reported to Excise Board 6-30-2015	\$ 275,035.95	\$ 30,064.95	\$ 31,946.19
Cash Fund Balance Transferred Out	\$ -	\$ -	\$ -
Cash Fund Balance Transferred In	\$ -	\$ -	\$ -
Adjusted Cash Balance	\$ 275,035.95	\$ 30,064.95	\$ 31,946.19
Ad Valorem Tax Apportioned To Year In Caption	\$ -	\$ -	\$ -
Miscellaneous Revenue (Schedule 4)	\$ 115,611.95	\$ 60,113.76	\$ 57,358.76
Cash Fund Balance Forward From Preceding Year	\$ -	\$ -	\$ -
Prior Expenditures Recovered	\$ -	\$ -	\$ -
TOTAL RECEIPTS	\$ 115,611.95	\$ 60,113.76	\$ 57,358.76
TOTAL RECEIPTS AND BALANCE	\$ 390,647.90	\$ 90,178.71	\$ 89,304.95
Warrants of Year in Caption	\$ 109,164.58	\$ 74,374.43	\$ 31,254.78
Interest Paid Thereon	\$ -	\$ -	\$ -
TOTAL DISBURSEMENTS	\$ 109,164.58	\$ 74,374.43	\$ 31,254.78
CASH BALANCE JUNE 30, 2016	\$ 281,483.32	\$ 15,804.28	\$ 58,050.17
Reserve for Warrants Outstanding	\$ 1,025.61	\$ 1,562.13	\$ -
Reserve for Interest on Warrants	\$ -	\$ -	\$ -
Reserves From Schedule 8	\$ -	\$ 510.40	\$ -
TOTAL LIABILITIES AND RESERVE	\$ 1,025.61	\$ 2,072.53	\$ -
DEFICIT: (Red Figure)	\$ -	\$ -	\$ -
CASH FUND BALANCE FORWARD TO SUCCEEDING YEAR	\$ 280,457.71	\$ 13,731.75	\$ 58,050.17

Schedule 6, Special Revenue Fund Warrant Accounts of Current Year	2015-2016	2015-2016	2015-2016
CURRENT YEAR	Amount	Amount	Amount
Warrants Outstanding 6-30-2015 of Year in Caption	\$ -	\$ 1,643.38	\$ -
Warrants Registered During Year	\$ 110,190.19	\$ 75,936.56	\$ 31,254.78
TOTAL	\$ 110,190.19	\$ 77,579.94	\$ 31,254.78
Warrants Paid During Year	\$ 109,164.58	\$ 76,017.81	\$ 31,254.78
Warrants Covered to Bonds or Judgements	\$ -	\$ -	\$ -
Warrants Cancelled	\$ -	\$ -	\$ -
Warrants Estopped by Statute	\$ -	\$ -	\$ -
TOTAL WARRANTS RETIRED	\$ 109,164.58	\$ 76,017.81	\$ 31,254.78
BALANCE WARRANTS OUTSTANDING JUNE 30, 2016	\$ 1,025.61	\$ 1,562.13	\$ -

Interest Earnings 2015-2016

Friday, September 02, 2016

SPECIAL REVENUE FUND ACCOUNTS COVERING THE PERIOD JULY 1, 2015, to JUNE 30, 2016
ESTIMATE OF NEEDS FOR 2016-2017

EXHIBIT "I"

1

ST Co. Health Fund	SRT donation Fund	Sheriff Drug Fund	Cap. Improvement Fund	ST Sheriff Fund	Rural Fire Fund	Total
2015-2016	2015-2016	2015-2016	2015-2016	2015-2016	2015-2016	
Amount	Amount	Amount	Amount	Amount	Amount	
\$ 3,568.08	\$ 50.00	\$ 2,261.89	\$ 203,281.46	\$ 45,433.79	\$ 133,013.96	\$ 742,946.95
\$ -	\$ -	\$ -	\$ -	\$ -	\$ -	\$ -
\$ 3,568.08	\$ 50.00	\$ 2,261.89	\$ 203,281.46	\$ 45,433.79	\$ 133,013.96	\$ 742,946.95
\$ -	\$ -	\$ -	\$ 544.56	\$ 15,512.94	\$ -	\$ 18,645.24
\$ -	\$ -	\$ -	\$ -	\$ -	\$ -	\$ -
\$ 990.00	\$ -	\$ -	\$ 3,907.80	\$ 19,621.09	\$ 4,712.90	\$ 29,742.19
\$ 990.00	\$ -	\$ -	\$ 4,452.36	\$ 35,134.03	\$ 4,712.90	\$ 48,387.43
\$ 2,578.08	\$ 50.00	\$ 2,261.89	\$ 198,829.10	\$ 10,299.76	\$ 128,301.06	\$ 694,559.52
\$ 3,568.08	\$ 50.00	\$ 2,261.89	\$ 203,281.46	\$ 45,433.79	\$ 133,013.96	\$ 742,946.95

2015-2016	2015-2016	2015-2016	2015-2016	2015-2016	2015-2016	TOTAL
Amount	Amount	Amount	Amount	Amount	Amount	
\$ 2,847.50	\$ -	\$ 2,261.89	\$ 203,465.92	\$ 137,294.10	\$ 63,892.37	\$ 746,808.87
\$ -	\$ -	\$ -	\$ -	\$ -	\$ -	\$ -
\$ -	\$ -	\$ -	\$ -	\$ -	\$ -	\$ -
\$ 2,847.50	\$ -	\$ 2,261.89	\$ 203,465.92	\$ 137,294.10	\$ 63,892.37	\$ 746,808.87
\$ -	\$ -	\$ -	\$ -	\$ -	\$ -	\$ -
\$ 14,339.68	\$ 50.00	\$ -	\$ 91,791.96	\$ 105,157.71	\$ 114,717.53	\$ 559,141.35
\$ -	\$ -	\$ -	\$ 674.75	\$ -	\$ -	\$ 674.75
\$ -	\$ -	\$ -	\$ -	\$ -	\$ -	\$ -
\$ 14,339.68	\$ 50.00	\$ -	\$ 92,466.71	\$ 105,157.71	\$ 114,717.53	\$ 559,816.10
\$ 17,187.18	\$ 50.00	\$ 2,261.89	\$ 295,932.63	\$ 242,451.81	\$ 178,609.90	\$ 1,306,624.97
\$ 13,619.10	\$ -	\$ -	\$ 92,651.17	\$ 197,018.02	\$ 45,595.94	\$ 563,678.02
\$ -	\$ -	\$ -	\$ -	\$ -	\$ -	\$ -
\$ 13,619.10	\$ -	\$ -	\$ 92,651.17	\$ 197,018.02	\$ 45,595.94	\$ 563,678.02
\$ 3,568.08	\$ 50.00	\$ 2,261.89	\$ 203,281.46	\$ 45,433.79	\$ 133,013.96	\$ 742,946.95
\$ -	\$ -	\$ -	\$ 544.56	\$ 15,512.94	\$ -	\$ 18,645.24
\$ -	\$ -	\$ -	\$ -	\$ -	\$ -	\$ -
\$ 990.00	\$ -	\$ -	\$ 3,907.80	\$ 19,621.09	\$ 4,712.90	\$ 29,742.19
\$ 990.00	\$ -	\$ -	\$ 4,452.36	\$ 35,134.03	\$ 4,712.90	\$ 48,387.43
\$ -	\$ -	\$ -	\$ -	\$ -	\$ -	\$ -
\$ 2,578.08	\$ 50.00	\$ 2,261.89	\$ 198,829.10	\$ 10,299.76	\$ 128,301.06	\$ 694,559.52

2015-2016	2015-2016	2015-2016	2015-2016	2015-2016	2015-2016	TOTAL
Amount	Amount	Amount	Amount	Amount	Amount	
\$ 915.00	\$ -	\$ -	\$ 4,089.09	\$ 11,929.52	\$ -	\$ 18,576.99
\$ 13,694.10	\$ -	\$ -	\$ 93,673.93	\$ 212,530.96	\$ 45,595.94	\$ 582,876.46
\$ 14,609.10	\$ -	\$ -	\$ 97,763.02	\$ 224,460.48	\$ 45,595.94	\$ 601,453.45
\$ 14,609.10	\$ -	\$ -	\$ 97,218.46	\$ 208,947.54	\$ 45,595.94	\$ 582,808.21
\$ -	\$ -	\$ -	\$ -	\$ -	\$ -	\$ -
\$ -	\$ -	\$ -	\$ -	\$ -	\$ -	\$ -
\$ -	\$ -	\$ -	\$ -	\$ -	\$ -	\$ -
\$ 14,609.10	\$ -	\$ -	\$ 97,218.46	\$ 208,947.54	\$ 45,595.94	\$ 582,808.21
\$ -	\$ -	\$ -	\$ 544.56	\$ 15,512.94	\$ -	\$ 18,645.24

Interest Earnings 2015-2016

Friday, September 02, 2016

SPECIAL REVENUE FUND ACCOUNTS COVERING THE PERIOD JULY 1, 2015, to JUNE 30, 2016
ESTIMATE OF NEEDS FOR 2016-2017

EXHIBIT "I"

Page 1

Special Revenue Fund Accounts:	Littering Fund	Clerk Lien Fee Fund	Treasurer Cash Fund
Schedule 1, Detail of Bond and Coupon Indebtedness as of June 30, 2016	2015-2016	2015-2016	2015-2016
CURRENT YEAR	Amount	Amount	Amount
ASSETS:			
Cash Balance June 30, 2016	\$ 200.00	\$ 133,201.12	\$ 27,097.11
Investments	\$ -	\$ -	\$ -
TOTAL ASSETS	\$ 200.00	\$ 133,201.12	\$ 27,097.11
LIABILITIES AND RESERVES:			
Warrants Outstanding	\$ -	\$ 67.52	\$ -
Reserve for Interest on Warrants	\$ -	\$ -	\$ -
Reserves From Schedule 8	\$ -	\$ 1,028.50	\$ 329.20
TOTAL LIABILITIES AND RESERVES	\$ -	\$ 1,096.02	\$ 329.20
CASH FUND BALANCE JUNE 30, 2016	\$ 200.00	\$ 132,105.10	\$ 26,767.91
TOTAL LIABILITIES, RESERVES AND CASH FUND BALANCE	\$ 200.00	\$ 133,201.12	\$ 27,097.11

Schedule 5, Expenditures Special Revenue Fund Accounts of Current Year	2015-2016	2015-2016	2015-2016
CURRENT YEAR	Amount	Amount	Amount
Cash Balance Reported to Excise Board 6-30-2015	\$ 200.00	\$ 101,877.13	\$ 27,783.31
Cash Fund Balance Transferred Out	\$ -	\$ -	\$ -
Cash Fund Balance Transferred In	\$ -	\$ -	\$ -
Adjusted Cash Balance	\$ 200.00	\$ 101,877.13	\$ 27,783.31
Ad Valorem Tax Apportioned To Year In Caption	\$ -	\$ -	\$ -
Miscellaneous Revenue (Schedule 4)	\$ -	\$ 37,938.62	\$ 3,475.00
Cash Fund Balance Forward From Preceding Year	\$ -	\$ -	\$ -
Prior Expenditures Recovered	\$ -	\$ -	\$ -
TOTAL RECEIPTS	\$ -	\$ 37,938.62	\$ 3,475.00
TOTAL RECEIPTS AND BALANCE	\$ 200.00	\$ 139,815.75	\$ 31,258.31
Warrants of Year in Caption	\$ -	\$ 6,614.63	\$ 4,161.20
Interest Paid Thereon	\$ -	\$ -	\$ -
TOTAL DISBURSEMENTS	\$ -	\$ 6,614.63	\$ 4,161.20
CASH BALANCE JUNE 30, 2016	\$ 200.00	\$ 133,201.12	\$ 27,097.11
Reserve for Warrants Outstanding	\$ -	\$ 67.52	\$ -
Reserve for Interest on Warrants	\$ -	\$ -	\$ -
Reserves From Schedule 8	\$ -	\$ 1,028.50	\$ 329.20
TOTAL LIABILITIES AND RESERVE	\$ -	\$ 1,096.02	\$ 329.20
DEFICIT: (Red Figure)	\$ -	\$ -	\$ -
CASH FUND BALANCE FORWARD TO SUCCEEDING YEAR	\$ 200.00	\$ 132,105.10	\$ 26,767.91

Schedule 6, Special Revenue Fund Warrant Accounts of Current Year	2015-2016	2015-2016	2015-2016
CURRENT YEAR	Amount	Amount	Amount
Warrants Outstanding 6-30-2015 of Year in Caption	\$ -	\$ -	\$ 195.90
Warrants Registered During Year	\$ -	\$ 6,682.15	\$ 4,413.34
TOTAL	\$ -	\$ 6,682.15	\$ 4,609.24
Warrants Paid During Year	\$ -	\$ 6,614.63	\$ 4,609.24
Warrants Covered to Bonds or Judgements	\$ -	\$ -	\$ -
Warrants Cancelled	\$ -	\$ -	\$ -
Warrants Estopped by Statute	\$ -	\$ -	\$ -
TOTAL WARRANTS RETIRED	\$ -	\$ 6,614.63	\$ 4,609.24
BALANCE WARRANTS OUTSTANDING JUNE 30, 2016	\$ -	\$ 67.52	\$ -

SPECIAL REVENUE FUND ACCOUNTS COVERING THE PERIOD JULY 1, 2015, to JUNE 30, 2016
ESTIMATE OF NEEDS FOR 2016-2017

EXHIBIT "I"

CSSP Fund	Co Assessor Fund	Sheriff Cash Fund	Sheriff B-5 Fund	ST 3/8 911 Fund	Excess Resale Fund	Total
2015-2016	2015-2016	2015-2016	2015-2016	2015-2016	2015-2016	
Amount	Amount	Amount	Amount	Amount	Amount	
\$ 151.81	\$ 204.43	\$ 175,720.28	\$ 29,059.23	\$ 1,374.53	\$ 23,774.17	\$ 390,782.68
\$ -	\$ -	\$ -	\$ -	\$ -	\$ -	\$ -
\$ 151.81	\$ 204.43	\$ 175,720.28	\$ 29,059.23	\$ 1,374.53	\$ 23,774.17	\$ 390,782.68
\$ -	\$ -	\$ 35,393.81	\$ 652.42	\$ -	\$ -	\$ 36,113.75
\$ -	\$ -	\$ -	\$ -	\$ -	\$ -	\$ -
\$ -	\$ -	\$ 53,812.74	\$ 11,203.22	\$ -	\$ -	\$ 66,373.66
\$ -	\$ -	\$ 89,206.55	\$ 11,855.64	\$ -	\$ -	\$ 102,487.41
\$ 151.81	\$ 204.43	\$ 86,513.73	\$ 17,203.59	\$ 1,374.53	\$ 23,774.17	\$ 288,295.27
\$ 151.81	\$ 204.43	\$ 175,720.28	\$ 29,059.23	\$ 1,374.53	\$ 23,774.17	\$ 390,782.68

2015-2016	2015-2016	2015-2016	2015-2016	2015-2016	2015-2016	TOTAL
Amount	Amount	Amount	Amount	Amount	Amount	
\$ 151.81	\$ 204.43	\$ 228,472.50	\$ 162,305.60	\$ 2,004.77	\$ 27,963.66	\$ 550,963.21
\$ -	\$ -	\$ -	\$ -	\$ -	\$ (4,189.49)	\$ (4,189.49)
\$ -	\$ -	\$ -	\$ -	\$ -	\$ -	\$ -
\$ 151.81	\$ 204.43	\$ 228,472.50	\$ 162,305.60	\$ 2,004.77	\$ 23,774.17	\$ 546,773.72
\$ -	\$ -	\$ -	\$ -	\$ -	\$ -	\$ -
\$ -	\$ -	\$ 249,371.51	\$ 155,193.10	\$ 141,347.60	\$ -	\$ 587,325.83
\$ -	\$ -	\$ -	\$ -	\$ -	\$ -	\$ -
\$ -	\$ -	\$ 249,371.51	\$ 155,193.10	\$ 141,347.60	\$ -	\$ 587,325.83
\$ 151.81	\$ 204.43	\$ 477,844.01	\$ 317,498.70	\$ 143,352.37	\$ 23,774.17	\$ 1,134,099.55
\$ -	\$ -	\$ 302,123.73	\$ 288,439.47	\$ 141,977.84	\$ -	\$ 743,316.87
\$ -	\$ -	\$ -	\$ -	\$ -	\$ -	\$ -
\$ -	\$ -	\$ 302,123.73	\$ 288,439.47	\$ 141,977.84	\$ -	\$ 743,316.87
\$ 151.81	\$ 204.43	\$ 175,720.28	\$ 29,059.23	\$ 1,374.53	\$ 23,774.17	\$ 390,782.68
\$ -	\$ -	\$ 35,393.81	\$ 652.42	\$ -	\$ -	\$ 36,113.75
\$ -	\$ -	\$ -	\$ -	\$ -	\$ -	\$ -
\$ -	\$ -	\$ 53,812.74	\$ 11,203.22	\$ -	\$ -	\$ 66,373.66
\$ -	\$ -	\$ 89,206.55	\$ 11,855.64	\$ -	\$ -	\$ 102,487.41
\$ -	\$ -	\$ -	\$ -	\$ -	\$ -	\$ -
\$ 151.81	\$ 204.43	\$ 86,513.73	\$ 17,203.59	\$ 1,374.53	\$ 23,774.17	\$ 288,295.27

2015-2016	2015-2016	2015-2016	2015-2016	2015-2016	2015-2016	TOTAL
Amount	Amount	Amount	Amount	Amount	Amount	
\$ -	\$ -	\$ 4,938.00	\$ -	\$ -	\$ -	\$ 5,133.90
\$ -	\$ -	\$ 341,121.63	\$ 289,091.89	\$ 166,267.84	\$ -	\$ 807,576.85
\$ -	\$ -	\$ 346,059.63	\$ 289,091.89	\$ 166,267.84	\$ -	\$ 812,710.75
\$ -	\$ -	\$ 310,665.82	\$ 288,439.47	\$ 166,267.84	\$ -	\$ 776,597.00
\$ -	\$ -	\$ -	\$ -	\$ -	\$ -	\$ -
\$ -	\$ -	\$ -	\$ -	\$ -	\$ -	\$ -
\$ -	\$ -	\$ -	\$ -	\$ -	\$ -	\$ -
\$ -	\$ -	\$ 310,665.82	\$ 288,439.47	\$ 166,267.84	\$ -	\$ 776,597.00
\$ -	\$ -	\$ 35,393.81	\$ 652.42	\$ -	\$ -	\$ 36,113.75

SPECIAL REVENUE FUND ACCOUNTS COVERING THE PERIOD JULY 1, 2015, to JUNE 30, 2016
ESTIMATE OF NEEDS FOR 2016-2017

EXHIBIT "I"

Page 1

Special Revenue Fund Accounts:	Catalog Use Tax Fund	LEPC Fund	Sherf SRT Fund
Schedule 1, Detail of Bond and Coupon Indebtedness as of June 30, 2016	2015-2016	2015-2016	2015-2016
CURRENT YEAR	Amount	Amount	Amount
ASSETS:			
Cash Balance June 30, 2016	\$ 141,794.95	\$ 3,294.56	\$ 2,027.33
Investments	\$ -	\$ -	\$ -
TOTAL ASSETS	\$ 141,794.95	\$ 3,294.56	\$ 2,027.33
LIABILITIES AND RESERVES:			
Warrants Outstanding	\$ 6,855.51	\$ -	\$ -
Reserve for Interest on Warrants	\$ -	\$ -	\$ -
Reserves From Schedule 8	\$ 245.00	\$ -	\$ -
TOTAL LIABILITIES AND RESERVES	\$ 7,100.51	\$ -	\$ -
CASH FUND BALANCE JUNE 30, 2016	\$ 134,694.44	\$ 3,294.56	\$ 2,027.33
TOTAL LIABILITIES, RESERVES AND CASH FUND BALANCE	\$ 141,794.95	\$ 3,294.56	\$ 2,027.33

Schedule 5, Expenditures Special Revenue Fund Accounts of Current Year	2015-2016	2015-2016	2015-2016
CURRENT YEAR	Amount	Amount	Amount
Cash Balance Reported to Excise Board 6-30-2015	\$ 379,656.37	\$ 3,555.00	\$ 3,138.77
Cash Fund Balance Transferred Out	\$ -	\$ -	\$ -
Cash Fund Balance Transferred In	\$ -	\$ -	\$ -
Adjusted Cash Balance	\$ 379,656.37	\$ 3,555.00	\$ 3,138.77
Ad Valorem Tax Apportioned To Year In Caption	\$ -	\$ -	\$ -
Miscellaneous Revenue (Schedule 4)	\$ 231,996.66	\$ 1,000.00	\$ 3,500.00
Cash Fund Balance Forward From Preceding Year	\$ (6,298.49)	\$ -	\$ -
Prior Expenditures Recovered	\$ -	\$ -	\$ -
TOTAL RECEIPTS	\$ 225,698.17	\$ 1,000.00	\$ 3,500.00
TOTAL RECEIPTS AND BALANCE	\$ 605,354.54	\$ 4,555.00	\$ 6,638.77
Warrants of Year in Caption	\$ 463,559.59	\$ 1,260.44	\$ 4,611.44
Interest Paid Thereon	\$ -	\$ -	\$ -
TOTAL DISBURSEMENTS	\$ 463,559.59	\$ 1,260.44	\$ 4,611.44
CASH BALANCE JUNE 30, 2016	\$ 141,794.95	\$ 3,294.56	\$ 2,027.33
Reserve for Warrants Outstanding	\$ 6,855.51	\$ -	\$ -
Reserve for Interest on Warrants	\$ -	\$ -	\$ -
Reserves From Schedule 8	\$ 245.00	\$ -	\$ -
TOTAL LIABILITIES AND RESERVE	\$ 7,100.51	\$ -	\$ -
DEFICIT: (Red Figure)	\$ -	\$ -	\$ -
CASH FUND BALANCE FORWARD TO SUCCEEDING YEAR	\$ 134,694.44	\$ 3,294.56	\$ 2,027.33

Schedule 6, Special Revenue Fund Warrant Accounts of Current Year	2015-2016	2015-2016	2015-2016
CURRENT YEAR	Amount	Amount	Amount
Warrants Outstanding 6-30-2015 of Year in Caption	\$ -	\$ -	\$ -
Warrants Registered During Year	\$ 476,713.59	\$ 1,260.44	\$ 4,611.44
TOTAL	\$ 476,713.59	\$ 1,260.44	\$ 4,611.44
Warrants Paid During Year	\$ 469,858.08	\$ 1,260.44	\$ 4,611.44
Warrants Coverted to Bonds or Judgements	\$ -	\$ -	\$ -
Warrants Cancelled	\$ -	\$ -	\$ -
Warrants Estopped by Statute	\$ -	\$ -	\$ -
TOTAL WARRANTS RETIRED	\$ 469,858.08	\$ 1,260.44	\$ 4,611.44
BALANCE WARRANTS OUTSTANDING JUNE 30, 2016	\$ 6,855.51	\$ -	\$ -

SPECIAL REVENUE FUND ACCOUNTS COVERING THE PERIOD JULY 1, 2015, to JUNE 30, 2016
ESTIMATE OF NEEDS FOR 2016-2017

EXHIBIT "I"

Co Clerk Preserv Fund	Assessor Rev Fund	Civil Emerg. Fund	Apache Senior Fund	Anadarko Senior Fund	Binger Senior Fund	Total
2015-2016	2015-2016	2015-2016	2015-2016	2015-2016	2015-2016	
Amount	Amount	Amount	Amount	Amount	Amount	
\$ 144,798.37	\$ 13,764.43	\$ 996.50	\$ 2,209.95	\$ 5,928.18	\$ 1,379.55	\$ 316,193.82
\$ -	\$ -	\$ -	\$ -	\$ -	\$ -	\$ -
\$ 144,798.37	\$ 13,764.43	\$ 996.50	\$ 2,209.95	\$ 5,928.18	\$ 1,379.55	\$ 316,193.82
\$ -	\$ -	\$ -	\$ -	\$ -	\$ -	\$ 6,855.51
\$ -	\$ -	\$ -	\$ -	\$ -	\$ -	\$ -
\$ 3,500.00	\$ -	\$ -	\$ -	\$ 15.95	\$ -	\$ 3,760.95
\$ 3,500.00	\$ -	\$ -	\$ -	\$ 15.95	\$ -	\$ 10,616.46
\$ 141,298.37	\$ 13,764.43	\$ 996.50	\$ 2,209.95	\$ 5,912.23	\$ 1,379.55	\$ 305,577.36
\$ 144,798.37	\$ 13,764.43	\$ 996.50	\$ 2,209.95	\$ 5,928.18	\$ 1,379.55	\$ 316,193.82

2015-2016	2015-2016	2015-2016	2015-2016	2015-2016	2015-2016	TOTAL
Amount	Amount	Amount	Amount	Amount	Amount	
\$ 140,594.45	\$ 13,922.43	\$ 996.50	\$ 5,631.40	\$ 3,663.69	\$ 6,962.10	\$ 558,120.71
\$ (67.50)	\$ -	\$ -	\$ -	\$ -	\$ -	\$ (67.50)
\$ -	\$ -	\$ -	\$ -	\$ -	\$ -	\$ -
\$ 140,526.95	\$ 13,922.43	\$ 996.50	\$ 5,631.40	\$ 3,663.69	\$ 6,962.10	\$ 558,053.21
\$ -	\$ -	\$ -	\$ -	\$ -	\$ -	\$ -
\$ 35,813.50	\$ 4,442.00	\$ -	\$ 13,144.73	\$ 13,144.73	\$ 13,144.73	\$ 316,186.35
\$ (1,932.95)	\$ -	\$ -	\$ -	\$ -	\$ -	\$ (8,231.44)
\$ -	\$ -	\$ -	\$ -	\$ -	\$ -	\$ -
\$ 33,880.55	\$ 4,442.00	\$ -	\$ 13,144.73	\$ 13,144.73	\$ 13,144.73	\$ 307,954.91
\$ 174,407.50	\$ 18,364.43	\$ 996.50	\$ 18,776.13	\$ 16,808.42	\$ 20,106.83	\$ 866,008.12
\$ 29,609.13	\$ 4,600.00	\$ -	\$ 16,566.18	\$ 10,880.24	\$ 18,727.28	\$ 549,814.30
\$ -	\$ -	\$ -	\$ -	\$ -	\$ -	\$ -
\$ 29,609.13	\$ 4,600.00	\$ -	\$ 16,566.18	\$ 10,880.24	\$ 18,727.28	\$ 549,814.30
\$ 144,798.37	\$ 13,764.43	\$ 996.50	\$ 2,209.95	\$ 5,928.18	\$ 1,379.55	\$ 316,193.82
\$ -	\$ -	\$ -	\$ -	\$ -	\$ -	\$ 6,855.51
\$ -	\$ -	\$ -	\$ -	\$ -	\$ -	\$ -
\$ 3,500.00	\$ -	\$ -	\$ -	\$ 15.95	\$ -	\$ 3,760.95
\$ 3,500.00	\$ -	\$ -	\$ -	\$ 15.95	\$ -	\$ 10,616.46
\$ -	\$ -	\$ -	\$ -	\$ -	\$ -	\$ -
\$ 141,298.37	\$ 13,764.43	\$ 996.50	\$ 2,209.95	\$ 5,912.23	\$ 1,379.55	\$ 305,577.36

2015-2016	2015-2016	2015-2016	2015-2016	2015-2016	2015-2016	TOTAL
Amount	Amount	Amount	Amount	Amount	Amount	
\$ -	\$ -	\$ -	\$ -	\$ -	\$ -	\$ -
\$ 31,542.08	\$ 4,600.00	\$ -	\$ -	\$ -	\$ -	\$ 518,727.55
\$ 31,542.08	\$ 4,600.00	\$ -	\$ -	\$ -	\$ -	\$ 518,727.55
\$ 31,542.08	\$ 4,600.00	\$ -	\$ -	\$ -	\$ -	\$ 511,872.04
\$ -	\$ -	\$ -	\$ -	\$ -	\$ -	\$ -
\$ -	\$ -	\$ -	\$ -	\$ -	\$ -	\$ -
\$ -	\$ -	\$ -	\$ -	\$ -	\$ -	\$ -
\$ 31,542.08	\$ 4,600.00	\$ -	\$ -	\$ -	\$ -	\$ 511,872.04
\$ -	\$ -	\$ -	\$ -	\$ -	\$ -	\$ 6,855.51

SPECIAL REVENUE FUND ACCOUNTS COVERING THE PERIOD JULY 1, 2015, to JUNE 30, 2016
ESTIMATE OF NEEDS FOR 2016-2017

EXHIBIT "I"

Page 1

Special Revenue Fund Accounts:	Carnegie Senior Fund	Cement Senior Fund	Cyril Senior Fund
Schedule 1, Detail of Bond and Coupon Indebtedness as of June 30, 2016	2015-2016	2015-2016	2015-2016
CURRENT YEAR	Amount	Amount	Amount
ASSETS:			
Cash Balance June 30, 2016	\$ 3,763.28	\$ 15,150.59	\$ 910.12
Investments	\$ -	\$ -	\$ -
TOTAL ASSETS	\$ 3,763.28	\$ 15,150.59	\$ 910.12
LIABILITIES AND RESERVES:			
Warrants Outstanding	\$ 154.99	\$ -	\$ -
Reserve for Interest on Warrants	\$ -	\$ -	\$ -
Reserves From Schedule 8	\$ -	\$ 64.00	\$ -
TOTAL LIABILITIES AND RESERVES	\$ 154.99	\$ 64.00	\$ -
CASH FUND BALANCE JUNE 30, 2016	\$ 3,608.29	\$ 15,086.59	\$ 910.12
TOTAL LIABILITIES, RESERVES AND CASH FUND BALANCE	\$ 3,763.28	\$ 15,150.59	\$ 910.12

Schedule 5, Expenditures Special Revenue Fund Accounts of Current Year	2015-2016	2015-2016	2015-2016
CURRENT YEAR	Amount	Amount	Amount
Cash Balance Reported to Excise Board 6-30-2015	\$ 6,905.06	\$ 13,705.05	\$ 1,428.67
Cash Fund Balance Transferred Out	\$ -	\$ -	\$ -
Cash Fund Balance Transferred In	\$ -	\$ -	\$ -
Adjusted Cash Balance	\$ 6,905.06	\$ 13,705.05	\$ 1,428.67
Ad Valorem Tax Apportioned To Year In Caption	\$ -	\$ -	\$ -
Miscellaneous Revenue (Schedule 4)	\$ 13,144.73	\$ 13,144.73	\$ 13,144.73
Cash Fund Balance Forward From Preceding Year	\$ -	\$ -	\$ -
Prior Expenditures Recovered	\$ -	\$ -	\$ -
TOTAL RECEIPTS	\$ 13,144.73	\$ 13,144.73	\$ 13,144.73
TOTAL RECEIPTS AND BALANCE	\$ 20,049.79	\$ 26,849.78	\$ 14,573.40
Warrants of Year in Caption	\$ 16,286.51	\$ 11,699.19	\$ 13,663.28
Interest Paid Thereon	\$ -	\$ -	\$ -
TOTAL DISBURSEMENTS	\$ 16,286.51	\$ 11,699.19	\$ 13,663.28
CASH BALANCE JUNE 30, 2016	\$ 3,763.28	\$ 15,150.59	\$ 910.12
Reserve for Warrants Outstanding	\$ 154.99	\$ -	\$ -
Reserve for Interest on Warrants	\$ -	\$ -	\$ -
Reserves From Schedule 8	\$ -	\$ 64.00	\$ -
TOTAL LIABILITIES AND RESERVE	\$ 154.99	\$ 64.00	\$ -
DEFICIT: (Red Figure)	\$ -	\$ -	\$ -
CASH FUND BALANCE FORWARD TO SUCCEEDING YEAR	\$ 3,608.29	\$ 15,086.59	\$ 910.12

Schedule 6, Special Revenue Fund Warrant Accounts of Current Year	2015-2016	2015-2016	2015-2016
CURRENT YEAR	Amount	Amount	Amount
Warrants Outstanding 6-30-2015 of Year in Caption	\$ -	\$ -	\$ -
Warrants Registered During Year	\$ 16,441.50	\$ 11,699.19	\$ 13,663.28
TOTAL	\$ 16,441.50	\$ 11,699.19	\$ 13,663.28
Warrants Paid During Year	\$ 16,286.51	\$ 11,699.19	\$ 13,663.28
Warrants Covered to Bonds or Judgements	\$ -	\$ -	\$ -
Warrants Cancelled	\$ -	\$ -	\$ -
Warrants Estopped by Statute	\$ -	\$ -	\$ -
TOTAL WARRANTS RETIRED	\$ 16,286.51	\$ 11,699.19	\$ 13,663.28
BALANCE WARRANTS OUTSTANDING JUNE 30, 2016	\$ 154.99	\$ -	\$ -

SPECIAL REVENUE FUND ACCOUNTS COVERING THE PERIOD JULY 1, 2015, to JUNE 30, 2016
ESTIMATE OF NEEDS FOR 2016-2017

EXHIBIT "I" 1

Ft Cobb Senior Fund	Hinton Senior Fund	CCCBA Cap Imp Fund	Court Clerk Rev Fund	ST Fairgrounds Fund	Fund	
2015-2016	2015-2016	2015-2016	2015-2016	2015-2016	2015-2016	
Amount	Amount	Amount	Amount	Amount	Amount	Total
\$ 2,060.87	\$ 45,040.02	\$ 908,361.21	\$ 1,659.20	\$ 33,937.32	\$ 2,218.18	\$ 1,013,100.79
\$ -	\$ -	\$ -	\$ -	\$ -	\$ -	\$ -
\$ 2,060.87	\$ 45,040.02	\$ 908,361.21	\$ 1,659.20	\$ 33,937.32	\$ 2,218.18	\$ 1,013,100.79
\$ -	\$ 185.00	\$ -	\$ 87.10	\$ 590.00	\$ 2,083.56	\$ 3,100.65
\$ -	\$ -	\$ -	\$ -	\$ -	\$ -	\$ -
\$ -	\$ 469.31	\$ -	\$ -	\$ 267.13	\$ -	\$ 800.44
\$ -	\$ 654.31	\$ -	\$ 87.10	\$ 857.13	\$ 2,083.56	\$ 3,901.09
\$ 2,060.87	\$ 44,385.71	\$ 908,361.21	\$ 1,572.10	\$ 33,080.19	\$ 134.62	\$ 1,009,199.70
\$ 2,060.87	\$ 45,040.02	\$ 908,361.21	\$ 1,659.20	\$ 33,937.32	\$ 2,218.18	\$ 1,013,100.79

2015-2016	2015-2016	2015-2016	2015-2016	2015-2016	2015-2016	
Amount	Amount	Amount	Amount	Amount	Amount	TOTAL
\$ 4,780.21	\$ 39,018.39	\$ 1,093,214.35	\$ 4,087.44	\$ 33,802.44	\$ 1,200.87	\$ 1,198,142.48
\$ (0.03)	\$ -	\$ (901,837.62)	\$ -	\$ -	\$ -	\$ (901,837.65)
\$ -	\$ -	\$ -	\$ -	\$ -	\$ -	\$ -
\$ 4,780.18	\$ 39,018.39	\$ 191,376.73	\$ 4,087.44	\$ 33,802.44	\$ 1,200.87	\$ 296,304.83
\$ -	\$ -	\$ -	\$ -	\$ -	\$ -	\$ -
\$ 13,144.60	\$ 13,144.73	\$ 716,984.48	\$ 8,000.00	\$ 14,339.68	\$ 72,372.73	\$ 877,420.41
\$ -	\$ (1,157.87)	\$ -	\$ -	\$ 68.00	\$ -	\$ (1,089.87)
\$ -	\$ -	\$ -	\$ -	\$ -	\$ -	\$ -
\$ 13,144.60	\$ 11,986.86	\$ 716,984.48	\$ 8,000.00	\$ 14,407.68	\$ 72,372.73	\$ 876,330.54
\$ 17,924.78	\$ 51,005.25	\$ 908,361.21	\$ 12,087.44	\$ 48,210.12	\$ 73,573.60	\$ 1,172,635.37
\$ 15,863.91	\$ 5,965.23	\$ -	\$ 10,428.24	\$ 14,272.80	\$ 71,355.42	\$ 159,534.58
\$ -	\$ -	\$ -	\$ -	\$ -	\$ -	\$ -
\$ 15,863.91	\$ 5,965.23	\$ -	\$ 10,428.24	\$ 14,272.80	\$ 71,355.42	\$ 159,534.58
\$ 2,060.87	\$ 45,040.02	\$ 908,361.21	\$ 1,659.20	\$ 33,937.32	\$ 2,218.18	\$ 1,013,100.79
\$ -	\$ 185.00	\$ -	\$ 87.10	\$ 590.00	\$ 2,083.56	\$ 3,100.65
\$ -	\$ -	\$ -	\$ -	\$ -	\$ -	\$ -
\$ -	\$ 469.31	\$ -	\$ -	\$ 267.13	\$ -	\$ 800.44
\$ -	\$ 654.31	\$ -	\$ 87.10	\$ 857.13	\$ 2,083.56	\$ 3,901.09
\$ -	\$ -	\$ -	\$ -	\$ -	\$ -	\$ -
\$ 2,060.87	\$ 44,385.71	\$ 908,361.21	\$ 1,572.10	\$ 33,080.19	\$ 134.62	\$ 1,009,199.70

2015-2016	2015-2016	2015-2016	2015-2016	2015-2016	2015-2016	
Amount	Amount	Amount	Amount	Amount	Amount	TOTAL
\$ -	\$ -	\$ -	\$ 146.90	\$ -	\$ 1,511.31	\$ 1,658.21
\$ 15,863.91	\$ 6,150.23	\$ -	\$ 10,515.34	\$ 14,862.80	\$ 73,438.98	\$ 162,635.23
\$ 15,863.91	\$ 6,150.23	\$ -	\$ 10,662.24	\$ 14,862.80	\$ 74,950.29	\$ 164,293.44
\$ 15,863.91	\$ 5,965.23	\$ -	\$ 10,575.14	\$ 14,272.80	\$ 72,866.73	\$ 161,192.79
\$ -	\$ -	\$ -	\$ -	\$ -	\$ -	\$ -
\$ -	\$ -	\$ -	\$ -	\$ -	\$ -	\$ -
\$ -	\$ -	\$ -	\$ -	\$ -	\$ -	\$ -
\$ 15,863.91	\$ 5,965.23	\$ -	\$ 10,575.14	\$ 14,272.80	\$ 72,866.73	\$ 161,192.79
\$ -	\$ 185.00	\$ -	\$ 87.10	\$ 590.00	\$ 2,083.56	\$ 3,100.65

SPECIAL REVENUE FUND ACCOUNTS COVERING THE PERIOD JULY 1, 2015, to JUNE 30, 2016
ESTIMATE OF NEEDS FOR 2016-2017

EXHIBIT "I"

Page 1

Special Revenue Fund Accounts:	CDBG Baldwin Fund	OSU Support Fund	Courtroom # Enc Fund
Schedule 1, Detail of Bond and Coupon Indebtedness as of June 30, 2016	2015-2016	2015-2016	2015-2016
CURRENT YEAR	Amount	Amount	Amount
ASSETS:			
Cash Balance June 30, 2016	\$ -	\$ 463.61	\$ 430.75
Investments	\$ -	\$ -	\$ -
TOTAL ASSETS	\$ -	\$ 463.61	\$ 430.75
LIABILITIES AND RESERVES:			
Warrants Outstanding	\$ -	\$ -	\$ -
Reserve for Interest on Warrants	\$ -	\$ -	\$ -
Reserves From Schedule 8	\$ -	\$ -	\$ -
TOTAL LIABILITIES AND RESERVES	\$ -	\$ -	\$ -
CASH FUND BALANCE JUNE 30, 2016	\$ -	\$ 463.61	\$ 430.75
TOTAL LIABILITIES, RESERVES AND CASH FUND BALANCE	\$ -	\$ 463.61	\$ 430.75

Schedule 5, Expenditures Special Revenue Fund Accounts of Current Year	2015-2016	2015-2016	2015-2016
CURRENT YEAR	Amount	Amount	Amount
Cash Balance Reported to Excise Board 6-30-2015	\$ -	\$ 463.61	\$ 428.36
Cash Fund Balance Transferred Out	\$ -	\$ -	\$ -
Cash Fund Balance Transferred In	\$ -	\$ -	\$ -
Adjusted Cash Balance	\$ -	\$ 463.61	\$ 428.36
Ad Valorem Tax Apportioned To Year In Caption	\$ -	\$ -	\$ -
Miscellaneous Revenue (Schedule 4)	\$ -	\$ 1,150.00	\$ 2.39
Cash Fund Balance Forward From Preceding Year	\$ -	\$ -	\$ -
Prior Expenditures Recovered	\$ -	\$ -	\$ -
TOTAL RECEIPTS	\$ -	\$ 1,150.00	\$ 2.39
TOTAL RECEIPTS AND BALANCE	\$ -	\$ 1,613.61	\$ 430.75
Warrants of Year in Caption	\$ -	\$ 1,150.00	\$ -
Interest Paid Thereon	\$ -	\$ -	\$ -
TOTAL DISBURSEMENTS	\$ -	\$ 1,150.00	\$ -
CASH BALANCE JUNE 30, 2016	\$ -	\$ 463.61	\$ 430.75
Reserve for Warrants Outstanding	\$ -	\$ -	\$ -
Reserve for Interest on Warrants	\$ -	\$ -	\$ -
Reserves From Schedule 8	\$ -	\$ -	\$ -
TOTAL LIABILITIES AND RESERVE	\$ -	\$ -	\$ -
DEFICIT: (Red Figure)	\$ -	\$ -	\$ -
CASH FUND BALANCE FORWARD TO SUCCEEDING YEAR	\$ -	\$ 463.61	\$ 430.75

Schedule 6, Special Revenue Fund Warrant Accounts of Current Year	2015-2016	2015-2016	2015-2016
CURRENT YEAR	Amount	Amount	Amount
Warrants Outstanding 6-30-2015 of Year in Caption	\$ -	\$ -	\$ -
Warrants Registered During Year	\$ 684.77	\$ 1,150.00	\$ -
TOTAL	\$ 684.77	\$ 1,150.00	\$ -
Warrants Paid During Year	\$ 684.77	\$ 1,150.00	\$ -
Warrants Coverted to Bonds or Judgements	\$ -	\$ -	\$ -
Warrants Cancelled	\$ -	\$ -	\$ -
Warrants Estopped by Statute	\$ -	\$ -	\$ -
TOTAL WARRANTS RETIRED	\$ 684.77	\$ 1,150.00	\$ -
BALANCE WARRANTS OUTSTANDING JUNE 30, 2016	\$ -	\$ -	\$ -

SPECIAL REVENUE FUND ACCOUNTS COVERING THE PERIOD JULY 1, 2015, to JUNE 30, 2016
ESTIMATE OF NEEDS FOR 2016-2017

EXHIBIT "I"

1

E-911 Fund	Sherf Donations Fund	Sher. SCAAP Fund	Drug Court Fund	E-911 Fund	Cimarex Settlement Fund	Total
2015-2016	2015-2016	2015-2016	2015-2016	2015-2016	2015-2016	
Amount	Amount	Amount	Amount	Amount	Amount	Total
\$ 297.31	\$ 10,000.00	\$ 288.70	\$ 14,489.23	\$ 185,644.93	\$ 78,004.12	\$ 289,618.65
\$ -	\$ -	\$ -	\$ -	\$ -	\$ -	\$ -
\$ 297.31	\$ 10,000.00	\$ 288.70	\$ 14,489.23	\$ 185,644.93	\$ 78,004.12	\$ 289,618.65
\$ -	\$ -	\$ -	\$ -	\$ 1,873.92	\$ -	\$ 1,873.92
\$ -	\$ -	\$ -	\$ -	\$ -	\$ -	\$ -
\$ -	\$ -	\$ -	\$ -	\$ 2,889.03	\$ -	\$ 2,889.03
\$ -	\$ -	\$ -	\$ -	\$ 4,762.95	\$ -	\$ 4,762.95
\$ 297.31	\$ 10,000.00	\$ 288.70	\$ 14,489.23	\$ 180,881.98	\$ 78,004.12	\$ 284,855.70
\$ 297.31	\$ 10,000.00	\$ 288.70	\$ 14,489.23	\$ 185,644.93	\$ 78,004.12	\$ 289,618.65

2015-2016	2015-2016	2015-2016	2015-2016	2015-2016	2015-2016	TOTAL
Amount	Amount	Amount	Amount	Amount	Amount	
\$ 4,284.44	\$ -	\$ 2,238.70	\$ 17,366.56	\$ 73,599.37	\$ 78,089.41	\$ 176,470.45
\$ (2.00)	\$ -	\$ -	\$ -	\$ -	\$ -	\$ (2.00)
\$ -	\$ -	\$ -	\$ -	\$ -	\$ -	\$ -
\$ 4,282.44	\$ -	\$ 2,238.70	\$ 17,366.56	\$ 73,599.37	\$ 78,089.41	\$ 176,468.45
\$ -	\$ -	\$ -	\$ -	\$ -	\$ -	\$ -
\$ -	\$ 10,000.00	\$ -	\$ 3,962.62	\$ 189,845.18	\$ -	\$ 204,960.19
\$ (445.75)	\$ -	\$ -	\$ -	\$ 237.29	\$ 520.20	\$ 311.74
\$ -	\$ -	\$ -	\$ -	\$ -	\$ -	\$ -
\$ (445.75)	\$ 10,000.00	\$ -	\$ 3,962.62	\$ 190,082.47	\$ 520.20	\$ 205,271.93
\$ 3,836.69	\$ 10,000.00	\$ 2,238.70	\$ 21,329.18	\$ 263,681.84	\$ 78,609.61	\$ 381,740.38
\$ 3,539.38	\$ -	\$ 1,950.00	\$ 6,839.95	\$ 78,036.91	\$ 605.49	\$ 92,121.73
\$ -	\$ -	\$ -	\$ -	\$ -	\$ -	\$ -
\$ 3,539.38	\$ -	\$ 1,950.00	\$ 6,839.95	\$ 78,036.91	\$ 605.49	\$ 92,121.73
\$ 297.31	\$ 10,000.00	\$ 288.70	\$ 14,489.23	\$ 185,644.93	\$ 78,004.12	\$ 289,618.65
\$ -	\$ -	\$ -	\$ -	\$ 1,873.92	\$ -	\$ 1,873.92
\$ -	\$ -	\$ -	\$ -	\$ -	\$ -	\$ -
\$ -	\$ -	\$ -	\$ -	\$ 2,889.03	\$ -	\$ 2,889.03
\$ -	\$ -	\$ -	\$ -	\$ 4,762.95	\$ -	\$ 4,762.95
\$ -	\$ -	\$ -	\$ -	\$ -	\$ -	\$ -
\$ 297.31	\$ 10,000.00	\$ 288.70	\$ 14,489.23	\$ 180,881.98	\$ 78,004.12	\$ 284,855.70

2015-2016	2015-2016	2015-2016	2015-2016	2015-2016	2015-2016	TOTAL
Amount	Amount	Amount	Amount	Amount	Amount	
\$ -	\$ -	\$ -	\$ 140.00	\$ 29,961.82	\$ -	\$ 30,101.82
\$ 3,539.38	\$ -	\$ 1,950.00	\$ 6,839.95	\$ 79,910.83	\$ 605.49	\$ 94,680.42
\$ 3,539.38	\$ -	\$ 1,950.00	\$ 6,979.95	\$ 109,872.65	\$ 605.49	\$ 124,782.24
\$ 3,539.38	\$ -	\$ 1,950.00	\$ 6,979.95	\$ 107,998.73	\$ 605.49	\$ 122,908.32
\$ -	\$ -	\$ -	\$ -	\$ -	\$ -	\$ -
\$ -	\$ -	\$ -	\$ -	\$ -	\$ -	\$ -
\$ -	\$ -	\$ -	\$ -	\$ -	\$ -	\$ -
\$ 3,539.38	\$ -	\$ 1,950.00	\$ 6,979.95	\$ 107,998.73	\$ 605.49	\$ 122,908.32
\$ -	\$ -	\$ -	\$ -	\$ 1,873.92	\$ -	\$ 1,873.92

Special Revenue FUND ACCOUNTS COVERING THE PERIOD JULY 1, 2015, to JUNE 30, 2016
ESTIMATE OF NEEDS FOR 2016-2017

EXHIBIT "J"

Page 1

Special Revenue Fund Accounts:	Courthouse Security Fund	Veteran Statue Fund	Emerge. Reserve Fund
Schedule 1, Current Balance Sheet - June 30, 2016	2015-2016	2015-2016	2015-2016
CURRENT YEAR	Amount	Amount	Amount
ASSETS:			
Cash Balance June 30, 2016	\$ 8,813.71	\$ 751.34	\$ 60,000.00
Investments	\$ -	\$ -	\$ -
TOTAL ASSETS	\$ 8,813.71	\$ 751.34	\$ 60,000.00
LIABILITIES AND RESERVES:			
Warrants Outstanding	\$ 2,264.42	\$ -	\$ -
Reserve for Interest on Warrants	\$ -	\$ -	\$ -
Reserves From Schedule 8	\$ -	\$ -	\$ -
TOTAL LIABILITIES AND RESERVES	\$ 2,264.42	\$ -	\$ -
CASH FUND BALANCE JUNE 30, 2016	\$ 6,549.29	\$ 751.34	\$ 60,000.00
TOTAL LIABILITIES, RESERVES AND CASH FUND BALANCE	\$ 8,813.71	\$ 751.34	\$ 60,000.00

Schedule 5, Expenditures Capital Project Fund Accounts of Current Year	2015-2016	2015-2016	2015-2016
CURRENT YEAR	Amount	Amount	Amount
Cash Balance Reported to Excise Board 6-30-2015	\$ 16,522.52	\$ 751.34	\$ 60,000.00
Cash Fund Balance Transferred Out	\$ -	\$ -	\$ -
Cash Fund Balance Transferred In	\$ -	\$ -	\$ -
Adjusted Cash Balance	\$ 16,522.52	\$ 751.34	\$ 60,000.00
Miscellaneous Revenue (Schedule 4)	\$ 21,286.34	\$ -	\$ -
Cash Fund Balance Forward From Preceding Year	\$ -	\$ -	\$ -
Prior Expenditures Recovered	\$ -	\$ -	\$ -
TOTAL RECEIPTS	\$ 21,286.34	\$ -	\$ -
TOTAL RECEIPTS AND BALANCE	\$ 37,808.86	\$ 751.34	\$ 60,000.00
Warrants of Year in Caption	\$ 28,995.15	\$ -	\$ -
Interest Paid Thereon	\$ -	\$ -	\$ -
TOTAL DISBURSEMENTS	\$ 28,995.15	\$ -	\$ -
CASH BALANCE JUNE 30, 2016	\$ 8,813.71	\$ 751.34	\$ 60,000.00
Reserve for Warrants Outstanding	\$ 2,264.42	\$ -	\$ -
Reserve for Interest on Warrants	\$ -	\$ -	\$ -
Reserves From Schedule 8	\$ -	\$ -	\$ -
TOTAL LIABILITIES AND RESERVE	\$ 2,264.42	\$ -	\$ -
DEFICIT: (Red Figure)	\$ -	\$ -	\$ -
CASH FUND BALANCE FORWARD TO SUCCEEDING YEAR	\$ 6,549.29	\$ 751.34	\$ 60,000.00

Schedule 6, Special Revenue Fund Warrant Accounts of Current Year	2015-2016	2015-2016	2015-2016
CURRENT YEAR	Amount	Amount	Amount
Warrants Outstanding 6-30-2015 of Year in Caption	\$ 327.75	\$ -	\$ -
Warrants Registered During Year	\$ 31,259.57	\$ -	\$ -
TOTAL	\$ 31,587.32	\$ -	\$ -
Warrants Paid During Year	\$ 29,322.60	\$ -	\$ -
Warrants Covered to Bonds or Judgements	\$ -	\$ -	\$ -
Warrants Cancelled	\$ -	\$ -	\$ -
Warrants Estopped by Statute	\$ -	\$ -	\$ -
TOTAL WARRANTS RETIRED	\$ 29,322.60	\$ -	\$ -
BALANCE WARRANTS OUTSTANDING JUNE 30, 2016	\$ 2,264.72	\$ -	\$ -

Special Revenue FUND ACCOUNTS COVERING THE PERIOD JULY 1, 2015, to JUNE 30, 2016
ESTIMATE OF NEEDS FOR 2016-2017

EXHIBIT "J"

1

ST OSU Ext Fund	Amb Serv Fund	Amb. Runs Fund	ST 3/8 Sher Fund	Emerg Transport Fund	Fair Bd Donation Fund	Total
2015-2016	2015-2016	2015-2016	2015-2016	2015-2016	2015-2016	
Amount	Amount	Amount	Amount	Amount	Amount	
\$ 32,039.13	\$ 19,538.29	\$ 42,825.37	\$ 753.89	\$ 3,602.43	\$ 2,345.00	\$ 170,669.16
\$ -	\$ -	\$ -	\$ -	\$ -	\$ -	\$ -
\$ 32,039.13	\$ 19,538.29	\$ 42,825.37	\$ 753.89	\$ 3,602.43	\$ 2,345.00	\$ 170,669.16
\$ 892.46	\$ -	\$ -	\$ -	\$ -	\$ -	\$ 3,156.88
\$ -	\$ -	\$ -	\$ -	\$ -	\$ -	\$ -
\$ 1,093.63	\$ -	\$ -	\$ -	\$ -	\$ -	\$ 1,093.63
\$ 1,986.09	\$ -	\$ -	\$ -	\$ -	\$ -	\$ 4,250.51
\$ 30,053.04	\$ 19,538.29	\$ 42,825.37	\$ 753.89	\$ 3,602.43	\$ 2,345.00	\$ 166,418.65
\$ 32,039.13	\$ 19,538.29	\$ 42,825.37	\$ 753.89	\$ 3,602.43	\$ 2,345.00	\$ 170,669.16

2015-2016	2015-2016	2015-2016	2015-2016	2015-2016	2015-2016	TOTAL
Amount	Amount	Amount	Amount	Amount	Amount	
\$ 65,894.02	\$ 24,753.41	\$ 34,941.16	\$ 68,790.97	\$ -	\$ -	\$ 271,653.42
\$ -	\$ -	\$ -	\$ -	\$ -	\$ -	\$ -
\$ -	\$ -	\$ -	\$ -	\$ -	\$ -	\$ -
\$ 65,894.02	\$ 24,753.41	\$ 34,941.16	\$ 68,790.97	\$ -	\$ -	\$ 271,653.42
\$ 86,067.46	\$ 286,793.77	\$ 191,195.86	\$ 531,587.92	\$ 389,000.00	\$ 2,345.00	\$ 1,508,276.35
\$ 64.19	\$ -	\$ -	\$ 8,438.42	\$ -	\$ -	\$ 8,502.61
\$ -	\$ -	\$ -	\$ -	\$ -	\$ -	\$ -
\$ 86,131.65	\$ 286,793.77	\$ 191,195.86	\$ 540,026.34	\$ 389,000.00	\$ 2,345.00	\$ 1,516,778.96
\$ 152,025.67	\$ 311,547.18	\$ 226,137.02	\$ 608,817.31	\$ 389,000.00	\$ 2,345.00	\$ 1,788,432.38
\$ 119,986.54	\$ 292,008.89	\$ 183,311.65	\$ 608,063.42	\$ 385,397.57	\$ -	\$ 1,617,763.22
\$ -	\$ -	\$ -	\$ -	\$ -	\$ -	\$ -
\$ 119,986.54	\$ 292,008.89	\$ 183,311.65	\$ 608,063.42	\$ 385,397.57	\$ -	\$ 1,617,763.22
\$ 32,039.13	\$ 19,538.29	\$ 42,825.37	\$ 753.89	\$ 3,602.43	\$ 2,345.00	\$ 170,669.16
\$ 892.46	\$ -	\$ -	\$ -	\$ -	\$ -	\$ 3,156.88
\$ -	\$ -	\$ -	\$ -	\$ -	\$ -	\$ -
\$ 1,093.63	\$ -	\$ -	\$ -	\$ -	\$ -	\$ 1,093.63
\$ 1,986.09	\$ -	\$ -	\$ -	\$ -	\$ -	\$ 4,250.51
\$ -	\$ -	\$ -	\$ -	\$ -	\$ -	\$ -
\$ 30,053.04	\$ 19,538.29	\$ 42,825.37	\$ 753.89	\$ 3,602.43	\$ 2,345.00	\$ 166,418.65

2015-2016	2015-2016	2015-2016	2015-2016	2015-2016	2015-2016	TOTAL
Amount	Amount	Amount	Amount	Amount	Amount	
\$ 97.57	\$ -	\$ -	\$ 35,741.58	\$ -	\$ -	\$ 36,166.90
\$ 120,879.00	\$ 292,008.89	\$ 183,311.65	\$ 608,063.42	\$ 385,397.57	\$ -	\$ 1,620,920.10
\$ 120,976.57	\$ 292,008.89	\$ 183,311.65	\$ 643,805.00	\$ 385,397.57	\$ -	\$ 1,657,087.00
\$ 120,084.11	\$ 292,008.89	\$ 183,311.65	\$ 643,805.00	\$ 385,397.57	\$ -	\$ 1,653,929.82
\$ -	\$ -	\$ -	\$ -	\$ -	\$ -	\$ -
\$ -	\$ -	\$ -	\$ -	\$ -	\$ -	\$ -
\$ -	\$ -	\$ -	\$ -	\$ -	\$ -	\$ -
\$ 120,084.11	\$ 292,008.89	\$ 183,311.65	\$ 643,805.00	\$ 385,397.57	\$ -	\$ 1,653,929.82
\$ 892.46	\$ -	\$ -	\$ -	\$ -	\$ -	\$ 3,157.18

Special Revenue FUND ACCOUNTS COVERING THE PERIOD JULY 1, , to JUNE 30, 1
ESTIMATE OF NEEDS FOR 1-2

EXHIBIT "J"

Page 1

Special Revenue Fund Accounts:	Co. Farm Lease Fund	CED Engineering Fund	CCCBA Bond Int. Fund
Schedule 1, Current Balance Sheet - June 30, 1	-1	2015-2016	2015-2016
CURRENT YEAR	Amount	Amount	Amount
ASSETS:			
Cash Balance June 30, 1	\$ 17,175.00	\$ 19,379.42	\$ 76,434.51
Investments	\$ -	\$ -	\$ -
TOTAL ASSETS	\$ 17,175.00	\$ 19,379.42	\$ 76,434.51
LIABILITIES AND RESERVES:			
Warrants Outstanding	\$ -	\$ -	\$ -
Reserve for Interest on Warrants	\$ -	\$ -	\$ -
Reserves From Schedule 8	\$ -	\$ 4,278.80	\$ 6,750.00
TOTAL LIABILITIES AND RESERVES	\$ -	\$ 4,278.80	\$ 6,750.00
CASH FUND BALANCE JUNE 30, 1	\$ 17,175.00	\$ 15,100.62	\$ 69,684.51
TOTAL LIABILITIES, RESERVES AND CASH FUND BALANCE	\$ 17,175.00	\$ 19,379.42	\$ 76,434.51

Schedule 5, Expenditures Capital Project Fund Accounts of Current Year	2015-2016	2015-2016	2015-2016
CURRENT YEAR	Amount	Amount	Amount
Cash Balance Reported to Excise Board 6-30-	\$ 11,450.00	\$ 45,322.42	\$ 69,084.51
Cash Fund Balance Transferred Out	\$ -	\$ -	\$ -
Cash Fund Balance Transferred In	\$ -	\$ -	\$ -
Adjusted Cash Balance	\$ 11,450.00	\$ 45,322.42	\$ 69,084.51
Miscellaneous Revenue (Schedule 4)	\$ 5,725.00	\$ -	\$ 16,800.00
Cash Fund Balance Forward From Preceding Year	\$ -	\$ -	\$ -
Prior Expenditures Recovered	\$ -	\$ -	\$ -
TOTAL RECEIPTS	\$ 5,725.00	\$ -	\$ 16,800.00
TOTAL RECEIPTS AND BALANCE	\$ 17,175.00	\$ 45,322.42	\$ 85,884.51
Warrants of Year in Caption	\$ -	\$ 25,943.00	\$ 9,450.00
Reserve	\$ -	\$ -	\$ -
TOTAL DISBURSEMENTS	\$ -	\$ 25,943.00	\$ 9,450.00
CASH BALANCE JUNE 30, 1	\$ 17,175.00	\$ 19,379.42	\$ 76,434.51
Reserve for Warrants Outstanding	\$ -	\$ -	\$ -
Reserve for Interest on Warrants	\$ -	\$ -	\$ -
Reserves From Schedule 8	\$ -	\$ 4,278.80	\$ 6,750.00
TOTAL LIABILITIES AND RESERVE	\$ -	\$ 4,278.80	\$ 6,750.00
DEFICIT: (Red Figure)	\$ -	\$ -	\$ -
CASH FUND BALANCE FORWARD TO SUCCEEDING YEAR	\$ 17,175.00	\$ 15,100.62	\$ 69,684.51

Schedule 6, Special Revenue Fund Warrant Accounts of Current Year	2015-2016	2015-2016	2015-2016
CURRENT YEAR	Amount	Amount	Amount
Warrants Outstanding 6-30- of Year in Caption	\$ -	\$ -	\$ -
Warrants Registered During Year	\$ -	\$ 25,943.00	\$ 9,450.00
TOTAL	\$ -	\$ 25,943.00	\$ 9,450.00
Warrants Paid During Year	\$ -	\$ 25,943.00	\$ 9,450.00
Warrants Covered to Bonds or Judgements	\$ -	\$ -	\$ -
Warrants Cancelled	\$ -	\$ -	\$ -
Warrants Estopped by Statute	\$ -	\$ -	\$ -
TOTAL WARRANTS RETIRED	\$ -	\$ 25,943.00	\$ 9,450.00
BALANCE WARRANTS OUTSTANDING JUNE 30, 1	\$ -	\$ -	\$ -

Interest Earnings 2015-2016

Friday, September 02, 2016

Special Revenue FUND ACCOUNTS COVERING THE PERIOD JULY 1, to JUNE 30, 1
ESTIMATE OF NEEDS FOR 1-2

EXHIBIT "J"

CCCBA Renov Fund	Co. Bridges Fund	E-911 ASCOG Fund	REAP Fund	Apache Nutrition Fund	Fund	Total
2015-2016	2015-2016	2015-2016	2015-2016	2015-2016	2015-2016	
Amount	Amount	Amount	Amount	Amount	Amount	
\$ 1,962.51	\$ 815,863.27	\$ 74,178.62	\$ 80,750.00	\$ 3,618.94	\$ -	\$ 1,089,362.27
\$ -	\$ -	\$ -	\$ -	\$ -	\$ -	\$ -
\$ 1,962.51	\$ 815,863.27	\$ 74,178.62	\$ 80,750.00	\$ 3,618.94	\$ -	\$ 1,089,362.27
\$ -	\$ -	\$ 11,862.30	\$ -	\$ -	\$ -	\$ 11,862.30
\$ -	\$ -	\$ -	\$ -	\$ -	\$ -	\$ -
\$ -	\$ 45,290.00	\$ 651.98	\$ -	\$ 3,256.00	\$ -	\$ 60,226.78
\$ -	\$ 45,290.00	\$ 12,514.28	\$ -	\$ 3,256.00	\$ -	\$ 72,089.08
\$ 1,962.51	\$ 770,573.27	\$ 61,664.34	\$ 80,750.00	\$ 362.94	\$ -	\$ 1,017,273.19
\$ 1,962.51	\$ 815,863.27	\$ 74,178.62	\$ 80,750.00	\$ 3,618.94	\$ -	\$ 1,089,362.27

2015-2016	2015-2016	2015-2016	2015-2016	2015-2016	2015-2016	TOTAL
Amount	Amount	Amount	Amount	Amount	Amount	
\$ 1,962.51	\$ 788,574.18	\$ 320,533.22	\$ -	\$ -	\$ -	\$ 1,236,926.84
\$ -	\$ -	\$ -	\$ -	\$ -	\$ -	\$ -
\$ -	\$ -	\$ 562.88	\$ -	\$ -	\$ -	\$ 562.88
\$ 1,962.51	\$ 788,574.18	\$ 321,096.10	\$ -	\$ -	\$ -	\$ 1,237,489.72
\$ -	\$ 721,161.60	\$ 134,396.55	\$ 80,750.00	\$ 3,618.94	\$ -	\$ 962,452.09
\$ -	\$ 17,181.56	\$ -	\$ -	\$ -	\$ -	\$ 17,181.56
\$ -	\$ -	\$ -	\$ -	\$ -	\$ -	\$ -
\$ -	\$ 738,343.16	\$ 134,396.55	\$ 80,750.00	\$ 3,618.94	\$ -	\$ 979,633.65
\$ 1,962.51	\$ 1,526,917.34	\$ 455,492.65	\$ 80,750.00	\$ 3,618.94	\$ -	\$ 2,217,123.37
\$ -	\$ 711,054.07	\$ 381,314.03	\$ -	\$ -	\$ -	\$ 1,127,761.10
\$ -	\$ -	\$ -	\$ -	\$ -	\$ -	\$ -
\$ -	\$ 711,054.07	\$ 381,314.03	\$ -	\$ -	\$ -	\$ 1,127,761.10
\$ 1,962.51	\$ 815,863.27	\$ 74,178.62	\$ 80,750.00	\$ 3,618.94	\$ -	\$ 1,089,362.27
\$ -	\$ -	\$ 11,862.30	\$ -	\$ -	\$ -	\$ 11,862.30
\$ -	\$ -	\$ -	\$ -	\$ -	\$ -	\$ -
\$ -	\$ 45,290.00	\$ 651.98	\$ -	\$ 3,256.00	\$ -	\$ 60,226.78
\$ -	\$ 45,290.00	\$ 12,514.28	\$ -	\$ 3,256.00	\$ -	\$ 72,089.08
\$ -	\$ -	\$ -	\$ -	\$ -	\$ -	\$ -
\$ 1,962.51	\$ 770,573.27	\$ 61,664.34	\$ 80,750.00	\$ 362.94	\$ -	\$ 1,017,273.19

2015-2016	2015-2016	2015-2016	2015-2016	2015-2016	2015-2016	TOTAL
Amount	Amount	Amount	Amount	Amount	Amount	
\$ -	\$ 160.50	\$ 1,137.79	\$ -	\$ -	\$ -	\$ 1,298.29
\$ -	\$ 711,054.07	\$ 393,176.33	\$ -	\$ -	\$ -	\$ 1,139,623.40
\$ -	\$ 711,214.57	\$ 394,314.12	\$ -	\$ -	\$ -	\$ 1,140,921.69
\$ -	\$ 711,214.57	\$ 382,451.82	\$ -	\$ -	\$ -	\$ 1,129,059.39
\$ -	\$ -	\$ -	\$ -	\$ -	\$ -	\$ -
\$ -	\$ -	\$ -	\$ -	\$ -	\$ -	\$ -
\$ -	\$ 711,214.57	\$ 382,451.82	\$ -	\$ -	\$ -	\$ 1,129,059.39
\$ -	\$ -	\$ 11,862.30	\$ -	\$ -	\$ -	\$ 11,862.30

Interest Earnings 2015-2016

Friday, September 02, 2016

CERTIFICATE OF EXCISE BOARD
ESTIMATE OF NEEDS FOR 2016-2017

STATE OF OKLAHOMA, COUNTY OF CADDO

We, the members of the Excise Board of said County and State, do hereby certify that we have examined the foregoing estimates of proposed current expenses for the ensuing fiscal year as filed with the Board of County Commissioners, and those directly under, or in contractual relationship with, the Board of County Commissioners; we have ascertained from the Financial Statements submitted therewith the amount of Surplus Balances of Cash on Hand; we have considered the uncollected ad valorem taxes of the previous year or years; and we have ascertained that the probable Income estimated to be collected from all sources other than ad valorem taxation may reasonably be expected as a revenue for the ensuing fiscal year, and that the same does not exceed 90% of the actual collection from such sources for the previous fiscal year.

In so doing, we have diligently performed the duties imposed upon the Excise Board by 68 O.S. 1991 Section 3007, (1) ascertaining that the financial statements, as to statistics therein contained reflect the true fiscal condition at the close of the fiscal year, or caused the same to be corrected so to show; (2) struck from the estimate of needs so submitted any items not authorized by law and reduced to the sum authorized by law any items restricted by statute as to the amount lawfully expendable therefore; (3) supplemented such estimate, after proper publication, by an estimate of needs prepared by this Excise Board to make provision for mandatory governmental functions where the estimate submitted wholly failed or was deemed inadequate to fulfill the mandate of the Constitutions or of the Legislature; (4) computed the total means available to each fund in the manner provided; and (5) then and only thereafter. -

Accordingly, we have and do hereby appropriate the Surplus Balances of Cash on Hand, and the Revenues and Levies hereinafter set forth for each Fund to the several and specific purposes named in such estimates, by each, to the intent and purpose that CONSTITUTIONAL GOVERNMENTAL FUNCTIONS shall be first assured and provided for, and subsequently to provide for Legislative Governmental Functions insofar as to the available Surpluses, Revenues and Levies will permit; and we have provided also that the Levies are in excess of the amount appropriated to needs after deducting the surplus cash balance on hand, and Estimated Revenues other than tax, by the percentage and amount or reserve for delinquent tax as hereinafter set forth, which we have determined in the manner provided by law.

We further certify that we have examined the within statements of account and estimated needs or requirements of the Governing Board of 2015 County, in relation to the Sinking Fund or Funds thereof, and after finding the same correct or having caused the same to be corrected pursuant to 68 O. S. 1991 Section 3009, have approved the requirements therefor to fulfill the conditions of Section 26 and 28 of Article 10, Oklahoma Constitution, and have made and certified a tax levy therefor to the extent of the excess of said total requirements over the total of items 2, 3, 6, and 12 of Exhibit "Y" (Page 2) and any other legal deduction, including a reserve of _____ % for delinquent taxes.

EXHIBIT "Y"					
County Excise Board's Appropriation of Income and Revenue	General Fund	Building Fund	Co-op Fund	Industrial Bonds	Sinking Fund (Exc. Homesteads)
Appropriation Approved & Provision Made	\$ 2,801,294.44	\$ -	\$ -	\$ -	\$ -
Appropriation of Revenues	\$ -	\$ -	\$ -	\$ -	\$ -
Excess of Assets Over Liabilities	\$ 970,198.26	\$ -	\$ -	\$ -	\$ -
Unclaimed Protest Tax Refunds	\$ -	\$ -	\$ -	\$ -	\$ -
Miscellaneous Estimated Revenues	\$ 242,665.03	\$ -	\$ -	\$ -	\$ -
Est. Value of Surplus Tax in Process	\$ -	\$ -	\$ -	\$ -	\$ -
Sinking Fund Contributions	\$ -	\$ -	\$ -	\$ -	\$ -
Surplus Building Fund Cash	\$ -	\$ -	\$ -	\$ -	\$ -
Total Other Than 2015 Tax	\$ 1,212,863.29	\$ -	\$ -	\$ -	\$ -
Balance Required	\$ 1,588,431.15	\$ -	\$ -	\$ -	\$ -
Add 10% for Delinquency	\$ 158,843.12	\$ -	\$ -	\$ -	\$ -
Total Required for 2015 Tax	\$ 1,747,274.27	\$ -	\$ -	\$ -	\$ -
Rate of Levy Required and Certified (in Mills)	10.24	0.00	0.00	0.00	0.00

We further certify that the net assessed valuation of the Property, subject to ad valorem taxes, after the amount of all Homestead Exemptions have been deducted in the said County as finally equalized and certified by the State Board of Equalization for the current year 2016-2017 is as follows:

VALUATION AND LEVIES EXCLUDING HOMESTEADS				
County	Real	Personal	Public Service	Total
Total Valuation,	\$ 73,432,897.00	\$ 63,697,385.00	\$ 33,501,971.00	\$ 170,632,253.00

and that the assessed valuations herein certified have been used in computing the rates of mill levies and the proceeds thereof appropriated as aforesaid; and that having ascertained as aforesaid, the aggregate amount to be raised by ad valorem taxation, we thereupon made the levies therefor as provided by law as follows:

General Fund 10.24 Mills; Building Fund 0.00 Mills; Sinking Fund 0.00 Mills; Sub-Total 10.24 Mills;

Free Fair Budget Account (Levy Per Applicable Statute)	0.00 Mills;
Free Fair Improvement Budget Account (Net Proceeds of 1.00 Mill)	0.00 Mills;
Free Fair Additional Improvement Budget Account (Net Proceeds of 1.00 Mill)	0.00 Mills;
Library Budget Account (Net Proceeds of 1/2 of 1.00 Mill)	0.00 Mills;
Cooperative County/City-County Library Budget Account (1.00 to 4.00 Mills)	0.00 Mills;
County Cemetery (Prior To Aug. 15, 1933) Budget Account (Net Proceeds of 1/5 of 1.00 Mill)	0.00 Mills;
Public Buildings Budget Account (Not To Exceed 5.00 Mills)	0.00 Mills;
County Health Fund (Not To Exceed 2.50 Mills)	1.02 Mills;
Emergency Medical Service (Not To Exceed 3.00 Mills)	0.00 Mills;
Total County Levies	11.26 Mills;
County Wide Levy For Schools (4.00 Mills)	4.10 Mills;
Total County Wide Levy	15.36 Mills;

and we do hereby order the above levies to be certified forthwith by the Secretary of this Board to the County Assessor of said County, in order that the County Assessor may immediately extend said levies upon the Tax Rolls for the year 2017 without regard to any protest that may be filed against

any levies as required by 68 O. S. 1991, Section 2869
 Dated at Madame Oklahoma, this 5th day of Oct., 2016

Karen Stoubie
 Excise Board Member

Ralph Jones
 Excise Board Member



James Patterson
 Excise Board Chairman

Katrice DeLoe
 Excise Board Secretary

FISCAL YEAR 2015-2016

Total Valuation

Total Gross Valuation Real Property	\$	80,136,426.00
Total Homestead Exemption	\$	6,703,529.00
Total Real Property	\$	73,432,897.00
Total Personal Property	\$	63,697,385.00
Total Public Service Property	\$	33,501,971.00
Total Valuation of Property	\$	170,632,253.00




ASSESSOR'S REPORT TO EXCISE BOARD 2016

Showing an Abstract of all Valuations of Taxable Property in each School District, Township and City in Caddo County.

NAME OF CITY, TOWN, TOWNSHIP AND SCHOOL DISTRICT	63,697,385 PERSONAL PROPERTY VALUATION	80,136,426 REAL ESTATE VALUATION	33,501,971 PUBLIC SERVICE VALUATION	177,335,782 TOTAL VALUATION	6,703,529 LESS HOMESTEAD EXEMPTION	170,632,253 TOTAL VALUATION LESS HOMESTEAD EX
20" ANADARKO CITY	1,552,460	10,801,076	824,981	13,178,517	1,181,946	11,996,571
TWP	1,552,580	5,547,139	14,521,393	21,621,112	648,228	20,972,884
GD TOTAL	3,105,040	16,348,215	15,346,374	34,799,629	1,830,174	32,969,455
11" EAKLY CITY	225,765	557,997	121,884	905,646	73,119	832,527
HYDRO CITY	525,015	1,783,153	452,051	2,760,219	148,875	2,611,344
TWP	3,457,165	5,628,840	1,003,292	10,089,297	214,373	9,874,924
GD TOTAL	4,207,945	7,969,990	1,577,227	13,755,162	436,367	13,318,795
11" CUSTER CO. TWP	18,035	26,521	36,507	81,063	1,000	80,063
11-V2" BLAINE CO TWP	5,676,450	3,596,428	290,027	9,562,905	121,062	9,441,843
36" APACHE CITY	680,845	2,718,496	508,824	3,908,165	298,515	3,609,650
TWP	9,174,690	4,291,332	916,474	14,382,496	326,565	14,055,931
GD TOTAL	9,855,535	7,009,828	1,425,298	18,290,661	625,080	17,665,581
36" COMANCHE CO TWP	6,410,035	884,825	170,253	78,465,113	110,622	7,354,491
167" FORT COBB CITY	115,100	1,274,993	257,968	1,648,061	189,976	1,458,085
TWP	1,929,725	4,528,068	1,174,504	7,632,297	296,390	7,335,907
GD TOTAL	2,044,825	5,803,061	1,432,472	9,280,358	486,366	8,793,992
168-V2" BINGER CITY	118,395	1,118,103	227,768	1,464,266	158,400	1,305,866
TWP	9,777,040	6,398,106	3,909,658	20,084,804	460,639	19,624,165
GD TOTAL	9,895,435	7,516,209	4,137,426	21,549,070	619,039	20,930,031
168-V6" TWP	0	0	0	0	0	0
12" LOOKEBA CITY	27,550	251,009	207,281	485,840	30,080	455,760
TWP	2,448,930	3,450,971	885,010	6,784,911	215,519	6,569,392
GD TOTAL	2,476,480	3,701,980	1,092,291	7,270,751	245,599	7,025,152
12" CANADIAN TWP	25,225	15,158	2,344	42,727		42,727
33" CARNEGIE CITY	571,615	3,324,063	706,772	4,602,450	412,145	4,190,305
TWP	5,586,300	4,227,744	1,087,185	10,901,229	225,894	10,675,335
GD TOTAL	6,157,915	7,551,807	1,793,957	15,503,679	638,039	14,865,640
33" WASHITA CO	238,558	633,228	80,338	952,124	38,551	913,573
33" KIOWA CO	461,846	562,451	197,788	1,222,085	12,500	1,209,585
34" CYRIL CITY	123,205	2,036,203	638,975	2,798,383	262,108	2,536,275
TWP	1,805,735	2,428,370	973,365	5,207,470	247,692	4,959,778
GD TOTAL	1,928,940	4,464,573	1,612,340	8,005,853	509,800	7,496,053
34" COMANCHE CO	2,436		8,941	11,377		11,377
86" GRACEMONT CITY	22,345	520,710	107,220	650,275	78,113	572,162
TWP	1,101,300	2,576,510	662,418	4,340,228	219,696	4,120,532
GD TOTAL	1,123,645	3,097,220	769,638	4,990,503	297,809	4,692,694
11" WASHITA	9,883	43,827	18,365	72,075	1,000	71,075
160" CEMENT CITY	231,825	700,081	283,187	1,215,093	126,730	1,088,363
TWP	2,336,170	1,733,588	888,398	4,958,156	184,444	4,773,712
GD TOTAL	2,567,995	2,433,669	1,171,585	6,173,249	311,174	5,862,075
160" JT COMANCHE	879	54,435	3,457	58,771	1,000	57,771
V2" GRADY CO	3,419,287	4,710,745	980,951	9,110,983	344,309	8,766,674
160-V2" GRADY	997,920	1,173,704	280,712	2,452,336	100,389	2,351,947
161" HINTON CITY	2,300,650	7,633,194	1,012,280	10,946,124	302,108	10,644,016
BRIDGEPORT	6,365	204,731	41,062	252,158	28,196	223,962
TWP V2	11,733,675	4,002,459	1,430,696	17,166,830	182,782	16,984,048
GD TOTAL	14,040,690	11,840,384	2,484,038	28,365,112	513,086	27,852,026
161 JT 2" CANADIAN CO	6,728,395	5,437,073	1,142,367	13,307,835	216,741	13,091,094
161 J3 V2" BLAINE CO	27,618	38,940	50,841	117,399	1,000	116,399
161 V6" CANADIAN CO	0	0	0	0	0	0
161 V6" CADDO CO	0	0	0	0	0	0
2 GDY V6" GRADY CO	4,745,205	691,527	158,537	5,595,269	62,574	5,532,695
131 JT" GRADY CO	39,265	19,365	28,065	86,695	1,000	85,695
9 JT" WASHITA CO	96,710	117,367	38,100	252,177	3,500	248,677
11/6/9" V9 COMANCHE CO	0	39,428	0	39,428	2,000	37,428
003" KIOWA CO						0
003J" WASHITA CO	6,151,933	2,770,240	587,346	9,509,519	69,033	9,440,486
99 JT" GRADY CO	1,411,760	1,531,803	434,623	3,378,186	121,922	3,256,264

I, Edward Whitworth County Assessor of Caddo County, Oklahoma do certify that the values as set forth for the above School Districts of said County are true and correct for the year 2016 as certified by the State Board of Equalization.


 Edward Whitworth

GIVEN under my hand this 30th day of July 2016

FILED

OCT 05 2016

State Auditor & Inspector

S. A. & I. No. 2633 (2009)

Current fiscal year 2016-17

Date Certified 2016

Taxable Year 2016

Valuation

**CADDO COUNTY TAX LEVIES
2016-17**

UNIT OF TAXATION	SCHOOL DIST	COUNTY				CITIES TOWNS	EMS	School Districts			VO-TECH #2		VO-TECH #6			VO-TECH #12		VO-TECH #9		TOTAL
		General Fund	Health Fund	Comman Fund	Staking Fund			General Fund	Building Fund	Staking Fund	General Fund	Building Fund	General Fund	Building Fund	Staking Fund	General Fund	Building Fund	General Fund	Building Fund	
Hydro-Eakly	I-011	10.24	1.02	4.10				36.01	5.14	32.75	10.24	1.02								100.52
Hydro-Eakly (Blaine)	I-011							37.68	5.38	32.75	10.74	1.07								
Hydro-Eakly (Custer)	I-011							35.33	5.13	32.75	10.30	1.03								
Hydro-Eakly (Washita)	I-011							36.54	5.22	32.75	10.52	1.05								
Locke-Stickles	I-012	10.24	1.02	4.10			3.08	36.32	5.19	16.13	10.24	1.02								87.34
Locke-Stickles (Canadian)	I-012						3.08	42.96	6.14	16.13	10.43	1.04								
Anadarko	I-020	10.24	1.02	4.10				35.37	5.08	24.98	10.24	1.02								92.23
Carnegie	I-033	10.24	1.02	4.10				36.03	5.15	20.70	10.24	1.02								88.50
Carnegie (Kiowa)	I-033							37.33	5.37	20.70	10.47	1.03								
Carnegie (Washita)	I-033							36.28	5.18	20.70	10.52	1.05								
Boone-Apache	I-056	10.24	1.02	4.10				35.86	5.12	39.05	10.24	1.02								106.65
Boone-Apache (Comanche)	I-056							38.22	5.46	39.05	10.81	1.08								
Cyril	I-064	10.24	1.02	4.10				35.62	5.09	23.35	10.24	1.02								90.68
Cyril (Comanche)	I-064							35.00	5.00	23.35	10.81	1.08								
Gracemont	I-086	10.24	1.02	4.10				36.34	5.38	10.18	10.24	1.02								75.02
Cement	I-160	10.24	1.02	4.10				35.67	5.10	37.08	10.24	1.02								104.47
Cement (Comanche)	I-160							35.00	5.00	37.08	10.81	1.08								
Cement (Grady)	I-160							36.40	5.20	37.08	10.59	1.06								
Hinton	I-161	10.24	1.02	4.10			3.08	35.59	5.08	24.04	10.24	1.02								94.41
Hinton (Canadian)	I-161						3.08	36.41	5.20	24.04	10.43	1.04								
Hinton (Blaine)	I-161						3.08	35.17	5.02	24.04	10.74	1.07								
Fort Cobb-Bronxton	I-167	10.24	1.02	4.10				36.26	5.18	52.30	10.24	1.02								120.36
Binger-Onay	I-168	10.24	1.02	4.10			3.08	33.98	5.14	24.28	10.24	1.02								95.10
Minco (Grady)	I-001	10.24	1.02	4.10				33.97	5.14	15.65			10.24	5.12	0.87					88.35
Verden (Grady)	I-099	10.24	1.02	4.10				33.66	5.09	19.17	10.24	1.02								80.54
Pioneer (Grady)	C-131	10.24	1.02	4.10				33.02	5.00	7.84			10.24	5.12	0.87					79.45
Cordell (Washita)	I-078	10.24	1.02	4.10				36.48	5.21	14.04						10.00	2.00			83.09
Fletcher (Comanche)	I-009	10.24	1.02	4.10				35.50	5.07	11.55								10.14	4.01	81.67

State of Oklahoma)

County of Caddo)

I, Patrice Dolch, County Clerk for Caddo County, Oklahoma, do hereby certify that the above levies are true and correct for the taxable year 2016

Witness my hand and seal this:

Patrice Dolch

Patrice Dolch, Caddo County Clerk



Vo-Tech #2 - Caddo/Kiowa Technology Center, Caddo County

Vo-Tech #6 - Canadian Valley Tech Ctr, Canadian Co.

Vo-Tech #9 - Great Plains Tech Ctr, Comanche Co.

Vo-Tech #12 - Western Tech Ctr, Washita County